



INSTITUCION UNIVERSITARIA DE ENVIGADO  
EJECUCION DE GASTOS  
SEPTIEMBRE 30 DE 2020

|                         |  |                       |                      |          |            |                       |                       |                       |          |
|-------------------------|--|-----------------------|----------------------|----------|------------|-----------------------|-----------------------|-----------------------|----------|
| F-316-002-002-019-0008  | Servicio de Vigilancia   | 0                     | 0                    | 0        | 0          | 0                     | 0                     | 0                     | 0        |
| F-316-002-003-019-0008  | Servicios Personales de Nomina   | 0                     | 0                    | 0        | 0          | 0                     | 0                     | 0                     | 0        |
| F-316-002-004-020-0008  | Materiales y Suministros   | 0                     | 300,000,000          | 0        | 0          | 300,000,000           | 149,246,271           | 93,592,978            | 0        |
| <b>003</b>              | <b>RECURSOS COOPERATIVAS</b>   | <b>0</b>              | <b>746,079,023</b>   | <b>0</b> | <b>0</b>   | <b>746,079,023</b>    | <b>537,700,170</b>    | <b>382,164,416</b>    | <b>0</b> |
| F-316-002-001-019-00-0  | Plan Campus  | 0                     | 0                    | 0        | 0          | 0                     | 0                     | 0                     | 0        |
| F-316-003-001-020-00-0  | Actualizacion del Recurso Tecnologico  | 0                     | 228,000,000          | 0        | 0          | 228,000,000           | 228,000,000           | 73,424,246            | 0        |
| F-316-003-001-020-01-0  | Fortalecimiento del Programa de Permanencia  | 0                     | 518,079,023          | 0        | 0          | 518,079,023           | 309,700,170           | 308,740,170           | 0        |
| <b>22</b>               | <b>SERVICIO DE LA DEUDA</b>  | <b>1,140,185,000</b>  | <b>0</b>             | <b>0</b> | <b>0</b>   | <b>1,140,185,000</b>  | <b>930,788,600</b>    | <b>905,203,600</b>    | <b>0</b> |
| <b>221</b>              | <b>AMORTIZACION</b>  | <b>678,590,263</b>    | <b>0</b>             | <b>0</b> | <b>0</b>   | <b>678,590,263</b>    | <b>678,590,263</b>    | <b>678,590,263</b>    | <b>0</b> |
| <b>2,210</b>            | <b>AMORTIZACION DEUDA</b>  | <b>678,590,263</b>    | <b>0</b>             | <b>0</b> | <b>0</b>   | <b>678,590,263</b>    | <b>678,590,263</b>    | <b>678,590,263</b>    | <b>0</b> |
| S-221-210-001-001-0001  | Entidades Financieras  | 678,590,263           | 0                    | 0        | 0          | 678,590,263           | 678,590,263           | 678,590,263           | 0        |
| S-221-210-002-001-0001  | Déficit fiscal - propios   | 0                     | 0                    | 0        | 0          | 0                     | 0                     | 0                     | 0        |
| <b>222</b>              | <b>INTERES Y GASTOS FINANCIEROS</b>  | <b>461,594,737</b>    | <b>0</b>             | <b>0</b> | <b>0</b>   | <b>461,594,737</b>    | <b>252,198,337</b>    | <b>226,613,337</b>    | <b>0</b> |
| <b>2,220</b>            | <b>INTERES DEUDA PUBLICA</b>   | <b>461,594,737</b>    | <b>0</b>             | <b>0</b> | <b>0</b>   | <b>461,594,737</b>    | <b>252,198,337</b>    | <b>226,613,337</b>    | <b>0</b> |
| S-222-220-001-001-0001  | Calificadora de Riesgos  | 0                     | 0                    | 0        | 0          | 0                     | 0                     | 0                     | 0        |
| S-222-220-002-001-0001  | Intereses de Deuda y Otros Gastos de Servicio a la Deuda                                   | 461,594,737           | 0                    | 0        | 0          | 461,594,737           | 252,198,337           | 226,613,337           | 0        |
| <b>3</b>                | <b>INVERSION</b>   | <b>21,923,620,557</b> | <b>#####</b>         | <b>0</b> | <b>0</b>   | <b>33,462,720,898</b> | <b>19,786,445,273</b> | <b>17,252,415,976</b> | <b>0</b> |
|                         | <b>ACADÉMICO</b>   | <b>19,349,128,268</b> | <b>7,075,494,247</b> | <b>0</b> | <b>0</b>   | <b>26,424,622,515</b> | <b>15,375,737,381</b> | <b>14,438,037,842</b> | <b>0</b> |
| <b>230</b>              | <b>DOCENCIA</b>  | <b>14,778,045,840</b> | <b>5,894,064,901</b> | <b>0</b> | <b>0</b>   | <b>20,672,110,741</b> | <b>11,467,085,843</b> | <b>10,924,221,421</b> | <b>0</b> |
| <b>1</b>                | <b>FORTALECIMIENTO DOCENCIA</b>  | <b>4,289,957,877</b>  | <b>3,656,463,139</b> | <b>0</b> | <b>0</b>   | <b>7,946,421,016</b>  | <b>3,419,727,926</b>  | <b>2,884,863,504</b>  | <b>0</b> |
| I-230-001-111-018-01-01 | Cualificacion Docente  | 0                     | 0                    | 0        | 0          | 0                     | 0                     | 0                     | 0        |
| I-230-001-111-018-01-02 | Cualificacion Docente  | 48,000,000            | 63,213,651           | 0        | 0          | 111,213,651           | 0                     | 0                     | 0        |
| I-230-001-111-018-01-03 | Cualificacion Docente  | 0                     | 0                    | 0        | 0          | 0                     | 0                     | 0                     | 0        |
| I-230-001-111-018-01-05 | Plan Integral de Formacion docente   | 0                     | 38,217,440           | 0        | 0          | 38,217,440            | 29,609,312            | 29,609,312            | 0        |
| I-230-001-111-018-02-01 | Eventos Academicos   | 44,609,629            | 0                    | 0        | 0          | 44,609,629            | 9,200,000             | 200,000               | 0        |
| I-230-001-111-018-03-01 | Membresias y Asistencia a Eventos de Redes   | 28,000,000            | 0                    | 0        | 0          | 28,000,000            | 25,690,045            | 25,690,045            | 0        |
| I-230-001-111-018-03-02 | Membresias y Asistencia a Eventos de Redes   | 0                     | 34,575,376           | 0        | 0          | 34,575,376            | 8,872,915             | 6,678,408             | 0        |
| I-230-001-111-018-03-03 | Membresias y Asistencia a Eventos de Redes   | 0                     | 0                    | 0        | 0          | 0                     | 0                     | 0                     | 0        |
| I-230-001-111-018-04-01 | Pago de Estimulos a la Produccion Academica  | 0                     | 0                    | 0        | 0          | 0                     | 0                     | 0                     | 0        |
| I-230-001-111-018-05-03 | Publicacion de la produccion Academica e investigativa                                     | 0                     | 0                    | 0        | 0          | 0                     | 0                     | 0                     | 0        |
| I-230-001-111-018-06-01 | Fortalecimiento y Desarrollo de Laboratorios   | 0                     | 0                    | 0        | 0          | 0                     | 0                     | 0                     | 0        |
| I-230-001-112-018-01-02 | Actualizacion de Lineamientos Curriculares   | 0                     | 0                    | 0        | 0          | 0                     | 0                     | 0                     | 0        |
| I-230-001-113-018-01-01 | Internacionalizacion en Casa   | 100,827,684           | 0                    | 0        | 0          | 100,827,684           | 55,050,000            | 25,950,000            | 0        |
| I-230-001-113-018-01-02 | Internacionalizacion en Casa   | 0                     | 0                    | 0        | 0          | 0                     | 0                     | 0                     | 0        |
| I-230-001-114-018-01-01 | Fondo de Movilidad Internacional   | 34,456,406            | 0                    | 0        | 0          | 34,456,406            | 13,667,346            | 13,667,346            | 0        |
| I-230-001-114-018-01-02 | Fondo de Movilidad Internacional   | 0                     | 83,583,600           | 0        | 0          | 83,583,600            | 0                     | 0                     | 0        |
| I-230-001-116-018-01-01 | Aseguramiento de la Calidad  | 80,000,000            | 0                    | 0        | 0          | 80,000,000            | 14,055,218            | 14,055,218            | 0        |
| I-230-001-116-018-01-02 | Aseguramiento de la Calidad  | 0                     | 34,671,789           | 0        | 0          | 34,671,789            | 34,671,789            | 34,671,789            | 0        |
| I-230-001-121-018-01-01 | Ampliacion de la Oferta Academica  | 31,200,000            | 0                    | 0        | 0          | 31,200,000            | 0                     | 0                     | 0        |
| I-230-001-121-018-01-02 | Ampliacion de la Oferta Academica  | 0                     | 0                    | 0        | 0          | 0                     | 0                     | 0                     | 0        |
| I-230-001-121-018-01-03 | Ampliacion de la Oferta Academica  | 0                     | 0                    | 0        | 0          | 0                     | 0                     | 0                     | 0        |
| I-230-001-122-018-01-01 | Digitalizacion de Contenidos de Formacion  | 74,880,000            | 900,000,000          | 0        | 0          | 974,880,000           | 264,033,545           | 122,033,545           | 0        |
| I-230-001-122-018-01-04 | Cofinanciado Convenio UdeA   | 0                     | 0                    | 0        | 0          | 0                     | 0                     | 0                     | 0        |
| I-230-001-122-018-01-05 | Diseño de un Programa de Tecnologia en la Metodologia Virtual                              | 0                     | 0                    | 0        | 0          | 0                     | 0                     | 0                     | 0        |
| I-230-001-131-018-01-01 | Fortalecimiento del programa de Permanencia  | 396,568,546           | 0                    | 0        | 0          | 396,568,546           | 418,200               | 418,200               | 0        |
| I-230-001-131-018-01-02 | Fortalecimiento del programa de Permanencia  | 905,884,883           | 397,348,963          | 0        | 0          | 1,303,233,846         | 746,304,790           | 477,311,757           | 0        |
| I-230-001-131-018-01-05 | Fortalecimiento del Programa de Permanencia  | 0                     | 113,941,123          | 0        | 0          | 113,941,123           | 113,941,123           | 113,941,123           | 0        |
| I-230-001-131-018-02-01 | Actividades de Promocion y Prevencion  | 216,836,360           | 0                    | 0        | 0          | 216,836,360           | 193,486,606           | 190,337,678           | 0        |
| I-230-001-131-018-02-02 | Actividades de Promocion y Prevencion  | 0                     | 48,604,182           | 0        | 0          | 48,604,182            | 13,697,370            | 13,697,370            | 0        |
| I-230-001-131-018-03-01 | Actividades de Fomento Artistico y Cultural  | 382,239,820           | 0                    | 0        | -5,000,000 | 377,239,820           | 68,811,146            | 35,249,100            | 0        |
| I-230-001-131-018-03-02 | Actividades de Fomento Artistico y Cultural  | 0                     | 115,094,249          | 0        | 0          | 115,094,249           | 19,640,631            | 15,178,800            | 0        |
| I-230-001-131-018-03-05 | Dotacion de Instrumentos, Vestuario y Maquinaria para Servicios de Bienestar Universitario | 0                     | 13,569,701           | 0        | 0          | 13,569,701            | 13,569,701            | 0                     | 0        |
| I-230-001-131-018-04-01 | Actividades Deportivas y Recreativas   | 424,215,350           | 0                    | 0        | 0          | 424,215,350           | 315,775,692           | 314,616,483           | 0        |
| I-230-001-131-018-04-02 | Actividades Deportivas y Recreativas   | 0                     | 18,789,289           | 0        | 0          | 18,789,289            | 10,187,804            | 7,678,604             | 0        |
| I-230-001-131-018-05-02 | Actividades de Desarrollo Humano   | 0                     | 0                    | 0        | 0          | 0                     | 0                     | 0                     | 0        |
| I-230-001-131-018-06-02 | Programa de Cobertura  | 1,380,567,107         | 1,794,853,776        | 0        | 0          | 3,175,420,883         | 1,385,744,896         | 1,375,460,851         | 0        |
| I-230-001-131-018-07-02 | Actividades de Equidad   | 60,512,092            | 0                    | 0        | 0          | 60,512,092            | 5,500,000             | 0                     | 0        |
| I-230-001-131-018-08-01 | Devolucion de Matriculas   | 7,000,000             | 0                    | 0        | 0          | 7,000,000             | 264,997               | 264,997               | 0        |
| I-230-001-131-018-09-01 | Seguro Estudiantil   | 74,160,000            | 0                    | 0        | 5,000,000  | 79,160,000            | 77,534,800            | 68,152,878            | 0        |
| <b>2</b>                | <b>INVESTIGACIONES</b>   | <b>1,396,105,000</b>  | <b>958,506,299</b>   | <b>0</b> | <b>0</b>   | <b>2,354,611,299</b>  | <b>1,071,549,494</b>  | <b>858,741,688</b>    | <b>0</b> |
| I-230-002-212-018-01-02 | Modelo Funcional de los Centros de Investigacion y Consultoria CIC                         | 0                     | 0                    | 0        | 0          | 0                     | 0                     | 0                     | 0        |
| I-230-002-212-018-01-02 | Programa de Formacion de Investigadores  | 99,272,425            | 30,000,000           | 0        | 0          | 129,272,425           | 102,567,753           | 95,567,753            | 0        |
| I-230-002-212-018-01-05 | Planes de Formacion y Promocion en Investigacion   | 0                     | 36,062,608           | 0        | 0          | 36,062,608            | 36,062,608            | 0                     | 0        |
| I-230-002-212-018-02-02 | Renovacion Bases de Datos de Indexacion Cientifica   | 0                     | 301,038,765          | 0        | 0          | 301,038,765           | 163,978,000           | 163,978,000           | 0        |
| I-230-002-221-018-01-01 | Generacion de Nuevo Conocimiento por Parte de los Grupos de Investigacion                  | 64,937,290            | 0                    | 0        | 0          | 64,937,290            | 0                     | 0                     | 0        |
| I-230-002-221-018-01-02 | Generacion de Nuevo Conocimiento por Parte de los Grupos de Investigacion                  | 383,110,638           | 316,100,689          | 0        | 0          | 699,211,327           | 325,226,148           | 219,596,150           | 0        |

INSTITUCION UNIVERSITARIA DE ENVIGADO  
EJECUCION DE GASTOS  
SEPTIEMBRE 30 DE 2020

|                         |   |                      |                      |          |             |                       |                      |                      |          |
|-------------------------|---|----------------------|----------------------|----------|-------------|-----------------------|----------------------|----------------------|----------|
| I-230-002-221-018-01-03 | Generacion de Nuevo Conocimiento por Parte de los Grupos de Investigacion                               | 0                    | 0                    | 0        | 0           | 0                     | 0                    | 0                    | 0        |
| I-230-002-221-018-01-04 | Generacion de Nuevo Conocimiento por Parte de los Grupos de Investigacion                               | 0                    | 260,304,237          | 0        | 0           | 260,304,237           | 190,549,325          | 179,497,125          | 0        |
| I-230-002-222-018-01-02 | Fomento de la Gestion del Conocimiento  | 0                    | 0                    | 0        | 0           | 0                     | 0                    | 0                    | 0        |
| I-230-002-222-018-01-03 | Fomento de la Gestion del Conocimiento  | 0                    | 0                    | 0        | 0           | 0                     | 0                    | 0                    | 0        |
| I-230-002-223-018-01-01 | Internacionalizacion de la Investigacion  | 72,459,200           | 0                    | 0        | 0           | 72,459,200            | 4,174,689            | 4,174,689            | 0        |
| I-230-002-223-018-01-02 | Internacionalizacion de la Investigacion  | 70,000,000           | 0                    | 0        | 0           | 70,000,000            | 24,611,498           | 24,611,498           | 0        |
| I-230-002-231-018-01-01 | Fondo Editorial - Institucional Municipal   | 370,420,542          | 0                    | 0        | 0           | 370,420,542           | 0                    | 0                    | 0        |
| I-230-002-231-018-01-02 | Fondo Editorial - Institucional Municipal   | 207,641,705          | 15,000,000           | 0        | 0           | 222,641,705           | 196,622,556          | 143,559,556          | 0        |
| I-230-002-232-018-01-02 | Desarrollo Tecnologico e Innovacion con Transferencia de Conocimiento                                   | 19,562,400           | 0                    | 0        | 0           | 19,562,400            | 0                    | 0                    | 0        |
| I-230-002-233-018-01-01 | Promocion de la Circulacion del Conocimiento  | 13,928,800           | 0                    | 0        | 0           | 13,928,800            | 877,803              | 877,803              | 0        |
| I-230-002-233-018-01-02 | Promocion de la Circulacion del Conocimiento  | 94,772,000           | 0                    | 0        | 0           | 94,772,000            | 26,879,114           | 26,879,114           | 0        |
| <b>3</b>                | <b>EXTENSION Y PROYECCION SOCIAL</b>  | <b>2,714,788,392</b> | <b>16,517,641</b>    | <b>0</b> | <b>0</b>    | <b>2,731,306,033</b>  | <b>2,199,954,356</b> | <b>2,024,419,101</b> | <b>0</b> |
| I-230-003-311-018-01-01 | Fortalecimiento de la Educacion Continua  | 543,955,000          | 0                    | 0        | 0           | 543,955,000           | 284,384,309          | 279,884,309          | 0        |
| I-230-003-322-018-01-01 | Promocion de los Servicios Asistenciales  | 19,524,772           | 0                    | 0        | 0           | 19,524,772            | 0                    | 0                    | 0        |
| I-230-003-323-018-01-01 | Gestion de Proyectos de Extension   | 1,913,311,145        | 0                    | 0        | 0           | 1,913,311,145         | 1,778,910,045        | 1,643,683,175        | 0        |
| I-230-003-323-018-01-02 | Promocion de la Gestion Social  | 0                    | 0                    | 0        | 0           | 0                     | 0                    | 0                    | 0        |
| I-230-003-324-018-01-01 | Gestion de la Internacionalizacion  | 86,027,440           | 0                    | 0        | 0           | 86,027,440            | 67,672,617           | 57,864,232           | 0        |
| I-230-003-324-018-01-02 | Gestion de la Internacionalizacion  | 0                    | 16,517,641           | 0        | 0           | 16,517,641            | 13,187,385           | 10,187,385           | 0        |
| I-230-003-325-018-01-01 | Gestion Emprendedora y Empresarial  | 79,410,300           | 0                    | 0        | 0           | 79,410,300            | 23,000,000           | 0                    | 0        |
| I-230-003-326-018-01-01 | Gestion de las Relaciones con los Egresados   | 72,559,735           | 0                    | 0        | 0           | 72,559,735            | 32,800,000           | 32,800,000           | 0        |
| I-230-003-326-018-01-02 | Gestion de las Relaciones con los Egresados   | 0                    | 0                    | 0        | 0           | 0                     | 0                    | 0                    | 0        |
| <b>4</b>                | <b>MODERNIZACION ORGANIZACIONAL</b>   | <b>460,189,036</b>   | <b>206,405,406</b>   | <b>0</b> | <b>0</b>    | <b>666,594,442</b>    | <b>637,147,688</b>   | <b>630,655,632</b>   | <b>0</b> |
| I-230-004-411-018-01-01 | Gestion de Servicios de Biblioteca  | 0                    | 0                    | 0        | 0           | 0                     | 0                    | 0                    | 0        |
| I-230-004-411-018-01-02 | Gestion de Servicios de Biblioteca  | 460,189,036          | 206,405,406          | 0        | 0           | 666,594,442           | 637,147,688          | 630,655,632          | 0        |
| I-230-004-412-018-01-01 | Mejoramiento de la Dotacion de Laboratorios y Salas de Computo  | 0                    | 0                    | 0        | 0           | 0                     | 0                    | 0                    | 0        |
| I-230-004-412-018-02-03 | Mejoramiento de la Dotacion de Laboratorios y Salas de Computo  | 0                    | 0                    | 0        | 0           | 0                     | 0                    | 0                    | 0        |
| <b>4</b>                | <b>ADMINISTRATIVO</b>   | <b>2,574,492,289</b> | <b>4,463,606,094</b> | <b>0</b> | <b>0</b>    | <b>7,038,098,383</b>  | <b>4,410,707,892</b> | <b>2,814,378,134</b> | <b>0</b> |
| <b>4</b>                | <b>MODERNIZACION ORGANIZACIONAL</b>   | <b>2,574,492,289</b> | <b>4,463,606,094</b> | <b>0</b> | <b>0</b>    | <b>7,038,098,383</b>  | <b>4,410,707,892</b> | <b>2,814,378,134</b> | <b>0</b> |
| I-231-004-413-018-01-01 | Fortalecimiento de la Marca IUE como Elemento Corporativo   | 332,800,000          | 190,000,000          | 0        | 0           | 522,800,000           | 194,696,539          | 150,667,760          | 0        |
| I-231-004-413-018-02-01 | Fortalecimiento de Laboratorios   | 51,202,797           | 0                    | 0        | 0           | 51,202,797            | 19,199,000           | 11,045,365           | 0        |
| I-231-004-413-020-01-08 | Fortalecimiento del Sistema de Gestion Documental   | 0                    | 160,000,000          | 0        | 0           | 160,000,000           | 0                    | 0                    | 0        |
| I-231-004-421-018-01-01 | Programa de Bienestar Social Laboral y Sistema de Estimulos e Incentivos para los Funcionarios Públicos | 379,057,967          | 0                    | 0        | 0           | 379,057,967           | 143,535,112          | 122,507,658          | 0        |
| I-231-004-431-018-01-01 | Fortalecimiento del Sistema de Gestión Integral   | 0                    | 0                    | 0        | 0           | 0                     | 0                    | 0                    | 0        |
| I-231-004-441-018-01-01 | Mejora y Acondicionamiento de Infraestructura Fisica  | 514,741,003          | 628,522,908          | 0        | -27,500,000 | 1,115,763,911         | 678,166,223          | 658,583,871          | 0        |
| I-231-004-441-018-02-01 | Servicios Publicos  | 176,859,000          | 0                    | 0        | 0           | 176,859,000           | 176,859,000          | 176,859,000          | 0        |
| I-231-004-441-018-03-01 | Servicio de Aseo y Mantenimiento de la Infraestructura Fisica   | 0                    | 0                    | 0        | 0           | 0                     | 0                    | 0                    | 0        |
| I-231-004-441-018-04-01 | Seguros Generales   | 75,000,000           | 0                    | 0        | 27,500,000  | 102,500,000           | 97,500,000           | 91,635,330           | 0        |
| I-231-004-442-018-01-01 | Plan Integral de Manejo Ambiental   | 30,000,000           | 0                    | 0        | 0           | 0                     | 0                    | 0                    | 0        |
| I-231-004-441-018-05-01 | Plan Campus   | 0                    | 0                    | 0        | 0           | 0                     | 0                    | 0                    | 0        |
| I-231-004-441-018-05-03 | Plan Campus   | 0                    | 0                    | 0        | 0           | 0                     | 0                    | 0                    | 0        |
| I-231-004-441-018-06-01 | Adquisicion de Maquinaria Equipo y Mobiliario   | 0                    | 0                    | 0        | 0           | 0                     | 0                    | 0                    | 0        |
| I-231-004-441-018-07-01 | Interventorias, Consultorias y Honorarios   | 0                    | 0                    | 0        | 0           | 0                     | 0                    | 0                    | 0        |
| I-231-004-441-018-08-01 | Construccion Bloque Posgrados, Biblioteca, Centro de Investigaciones y Consultoria                      | 0                    | 2,000,000,000        | 0        | 0           | 2,000,000,000         | 2,000,000,000        | 661,425,359          | 0        |
| I-231-004-443-018-01-01 | Actualizacion del Recurso Tecnologico   | 777,831,522          | 1,000,000,000        | 0        | 0           | 1,777,831,522         | 599,490,718          | 442,719,174          | 0        |
| I-231-004-443-018-01-02 | Actualizacion del Recurso Tecnologico   | 0                    | 36,760,220           | 0        | 0           | 36,760,220            | 36,760,220           | 36,760,220           | 0        |
| I-231-004-443-018-01-05 | Adquisicion de Equipos de Computo para Renovacion de Salas de Informatica - Equipos Academicos          | 0                    | 0                    | 0        | 0           | 0                     | 0                    | 0                    | 0        |
| I-231-004-451-018-01-01 | Fortalecimiento de los Sistemas de Informacion  | 237,000,000          | 448,322,966          | 0        | 0           | 685,322,966           | 464,501,080          | 462,174,397          | 0        |
| <b>312</b>              | <b>SERVICIOS PERSONALES DOCENCIA</b>  | <b>8,101,204,412</b> | <b>2,074,418,507</b> | <b>0</b> | <b>0</b>    | <b>10,175,622,919</b> | <b>6,694,965,039</b> | <b>6,686,965,039</b> | <b>0</b> |
| I-231-312-001-002-0001  | Sueldos y Vacaciones Docentes de Planta y Ocasionales   | 3,241,118,996        | 356,868,800          | 0        | 0           | 3,597,987,796         | 2,277,740,954        | 2,277,740,954        | 0        |
| I-231-312-001-002-0008  | Sueldos y Vacaciones Docentes de Planta y Ocasionales   | 0                    | 754,218,181          | 0        | 0           | 754,218,181           | 754,218,181          | 754,218,181          | 0        |
| I-231-312-002-002-0001  | Salario y Vacaciones Docentes Cátedra   | 2,145,044,964        | 0                    | 0        | 0           | 2,145,044,964         | 1,676,379,345        | 1,676,379,345        | 0        |
| I-231-312-004-002-0001  | Prima de Vacaciones   | 276,760,605          | 12,490,408           | 0        | 0           | 289,251,013           | 8,357,635            | 8,357,635            | 0        |
| I-231-312-005-002-0001  | Prima de Navidad  | 359,338,917          | 38,541,830           | 0        | 0           | 397,880,747           | 12,386,234           | 12,386,234           | 0        |
| I-231-312-006-002-0001  | Prima de Servicios  | 259,353,783          | 18,200,309           | 0        | 0           | 277,554,092           | 164,285,652          | 164,285,652          | 0        |
| I-231-312-010-002-0001  | Nomina Docentes - MEN   | 0                    | 0                    | 0        | 0           | 0                     | 0                    | 0                    | 0        |
| I-231-312-010-002-0002  | Nomina Docentes   | 872,378,071          | 379,824,995          | 0        | 0           | 1,252,203,066         | 1,252,203,066        | 1,252,203,066        | 0        |
| I-231-312-011-002-0001  | Bonificacion por Servicios Prestados  | 120,075,481          | 12,490,408           | 0        | 0           | 132,565,889           | 59,702,448           | 59,702,448           | 0        |
| I-231-312-012-002-0001  | Bonificacion Especial de Recreacion   | 22,871,521           | 124,904,080          | 0        | 0           | 147,775,601           | 1,114,355            | 1,114,355            | 0        |
| I-231-312-013-002-0001  | Prima de Antigüedad   | 30,028,641           | 0                    | 0        | 0           | 30,028,641            | 0                    | 0                    | 0        |
| I-231-312-014-002-0001  | Posgrados   | 774,233,433          | 376,879,496          | 0        | 0           | 1,151,112,929         | 488,577,169          | 480,577,169          | 0        |
| <b>313</b>              | <b>CONTRIBUCION SECTOR PRIVADO</b>  | <b>1,581,898,148</b> | <b>107,154,853</b>   | <b>0</b> | <b>0</b>    | <b>1,689,053,001</b>  | <b>845,711,887</b>   | <b>845,711,887</b>   | <b>0</b> |
| I-231-313-001-002-0001  | Comfenalco Docentes   | 247,128,845          | 17,128,702           | 0        | 0           | 264,258,547           | 154,818,412          | 154,818,412          | 0        |
| I-231-313-002-002-0001  | Aportes a E.P.S. Docentes   | 546,068,753          | 36,400,618           | 0        | 0           | 582,469,371           | 363,197,751          | 363,197,751          | 0        |
| I-231-313-003-002-0001  | Aportes a Pensión - Docentes  | 749,055,517          | 51,389,107           | 0        | 0           | 800,444,624           | 305,693,778          | 305,693,778          | 0        |
| I-231-313-004-002-0001  | A.R.L.  | 39,645,033           | 2,235,426            | 0        | 0           | 41,880,459            | 22,001,946           | 22,001,946           | 0        |

INSTITUCION UNIVERSITARIA DE ENVIGADO  
EJECUCION DE GASTOS  
SEPTIEMBRE 30 DE 2020

|                        |                                      |                    |                   |          |          |                    |                    |                    |
|------------------------|--------------------------------------|--------------------|-------------------|----------|----------|--------------------|--------------------|--------------------|
| I-231-313-005-002-0001 | A.R.L. Estudiantes                   | 0                  | 0                 | 0        | 0        | 0                  | 0                  | 0                  |
| <b>314</b>             | <b>CONTRIBUCION SECTOR PUBLICO</b>   | <b>186,263,619</b> | <b>12,847,277</b> | <b>0</b> | <b>0</b> | <b>199,110,896</b> | <b>114,099,388</b> | <b>114,099,388</b> |
| I-231-314-001-001-0001 | Aportes al ICBF - Docentes           | 186,263,619        | 12,847,277        | 0        | 0        | 199,110,896        | 114,099,388        | 114,099,388        |
| I-231-314-002-001-0001 | Aportes al Sena - Docentes - Propios | 0                  | 0                 | 0        | 0        | 0                  | 0                  | 0                  |
| <b>2,315</b>           | <b>TRANSFERENCIAS CORRIENTES</b>     | <b>618,721,784</b> | <b>43,181,125</b> | <b>0</b> | <b>0</b> | <b>661,902,909</b> | <b>392,581,603</b> | <b>392,581,603</b> |
| I-231-315-001-002-0001 | Cesantías Definitivas Docentes       | 555,391,021        | 38,898,699        | 0        | 0        | 594,289,720        | 360,122,260        | 360,122,260        |
| I-231-315-002-002-0001 | Intereses a Cesantías Docentes       | 63,330,763         | 4,282,426         | 0        | 0        | 67,613,189         | 32,459,343         | 32,459,343         |

INSTITUCION UNIVERSITARIA DE ENVIGADO  
EJECUCION DE GASTOS  
SEPTIEMBRE 30 DE 2020

| DISPONIB PEND. DE COMPROMISO | EJECUCIÓN/ | OBLIGACIÓN     | SALDO X EJEC REGISTROS | DISPONIBLE    | % POR EJECUTAR | % EJECUTADO | CUENTA |
|------------------------------|------------|----------------|------------------------|---------------|----------------|-------------|--------|
| 2,804,437,890                |            | 21,955,424,497 | 3,804,972,275          | #####         | 36.18%         | 62.99%      | 2      |
| 253,623,593                  |            | 7,334,621,938  | 640,773,762            | 2,986,172,294 | 24.99%         | 61.39%      | 21     |
| 0                            |            | 6,119,764,372  | 92,725,896             | 2,683,313,012 | 30.16%         | 68.79%      | 11     |
| 0                            |            | 4,401,905,076  | 0                      | 2,376,642,347 | 35.06%         | 64.94%      | 10     |
| 0                            |            | 3,981,894,366  | 0                      | 1,577,561,755 | 28.38%         | 71.62%      | 01     |
| 0                            |            | 636,825        | 0                      | 1,863,175     | 74.53%         | 25.47%      | 01     |
| 0                            |            | 0              | 0                      | 0             | #DIV/0!        | 0.00%       | 01     |
| 0                            |            | 2,436,812      | 0                      | 234,139,620   | 98.97%         | 1.03%       | 01     |
| 0                            |            | 10,105,802     | 0                      | 481,245,249   | 97.94%         | 2.06%       | 01     |
| 0                            |            | 224,888,507    | 0                      | 7,138,378     | 3.08%          | 96.92%      | 01     |
| 0                            |            | 0              | 0                      | 0             | #DIV/0!        | 0.00%       | 06     |
| 0                            |            | 0              | 0                      | 0             | #DIV/0!        | #DIV/0!     | 01     |
| 0                            |            | 0              | 0                      | 0             | #DIV/0!        | #DIV/0!     | 01     |
| 0                            |            | 0              | 0                      | 0             | #DIV/0!        | #DIV/0!     | 01     |
| 0                            |            | 0              | 0                      | 0             | #DIV/0!        | #DIV/0!     | 01     |
| 0                            |            | 136,803,198    | 0                      | 22,430,939    | 14.09%         | 85.91%      | 01     |
| 0                            |            | 306,985        | 0                      | 30,023,327    | 98.99%         | 1.01%       | 01     |
| 0                            |            | 44,832,581     | 0                      | 22,239,904    | 33.16%         | 66.84%      | 01     |
| 0                            |            | 0              | 0                      | 0             | #DIV/0!        | 0.00%       | 01     |
| 0                            |            | 211,348,184    | 92,725,896             | 251,890,613   | 45.31%         | 38.01%      | 11     |
| 0                            |            | 211,348,184    | 92,725,896             | 6,890,613     | 2.22%          | 67.97%      | 01     |
| 0                            |            | 0              | 0                      | 0             | #DIV/0!        | 0.00%       | 01     |
| 0                            |            | 0              | 0                      | 245,000,000   | 100.00%        | 0.00%       | 01     |
| 0                            |            | 1,350,928,677  | 0                      | 43,212,623    | 3.10%          | 96.90%      | 12     |
| 0                            |            | 215,687,177    | 0                      | 8,691,068     | 3.87%          | 96.13%      | 01     |
| 0                            |            | 452,334,712    | 0                      | 17,719,058    | 3.77%          | 96.23%      | 01     |
| 0                            |            | 651,593,133    | 0                      | 14,617,791    | 2.19%          | 97.81%      | 01     |
| 0                            |            | 31,313,655     | 0                      | 2,184,706     | 6.52%          | 93.48%      | 01     |
| 0                            |            | 155,582,435    | 0                      | 11,567,429    | 6.92%          | 93.08%      | 13     |
| 0                            |            | 155,582,435    | 0                      | 11,567,429    | 6.92%          | 93.08%      | 01     |
| 0                            |            | 0              | 0                      | 0             | #DIV/0!        | 0.00%       | 01     |
| 42,434,546                   |            | 696,865,912    | 454,454,888            | 251,106,685   | 17.38%         | 48.23%      | 12     |
| 7,370,000                    |            | 145,320,256    | 98,247,744             | 1,239,392     | 0.49%          | 57.63%      | 20     |
| 7,370,000                    |            | 145,320,256    | 98,247,744             | 1,239,392     | 0.49%          | 57.63%      | 01     |
| 35,064,546                   |            | 551,545,656    | 356,207,144            | 249,867,293   | 20.95%         | 46.24%      | 21     |
| 0                            |            | 0              | 0                      | 0             | #DIV/0!        | #DIV/0!     | 01     |
| 0                            |            | 3,677,238      | 8,464,000              | 17,858,762    | 59.53%         | 12.26%      | 01     |
| 4,781,040                    |            | 31,767,436     | 29,553,124             | 801,572       | 1.20%          | 47.48%      | 01     |
| 0                            |            | 3,000,000      | 0                      | 0             | 0.00%          | 100.00%     | 01     |
| 0                            |            | 0              | 0                      | 0             | #DIV/0!        | 0.00%       | 01     |
| 0                            |            | 128,934,823    | 67,924,177             | 0             | 0.00%          | 65.50%      | 01     |
| 0                            |            | 0              | 6,000,000              | 0             | 0.00%          | 0.00%       | 01     |
| 0                            |            | 0              | 0                      | 0             | #DIV/0!        | 0.00%       | 01     |
| 0                            |            | 87,650,428     | 36,549,572             | 124,700,580   | 50.10%         | 35.22%      | 01     |
| 16,095,890                   |            | 241,507,121    | 201,396,989            | 105,990,462   | 18.76%         | 42.75%      | 01     |
| 0                            |            | 966,708        | 4,548,800              | 515,917       | 8.55%          | 16.03%      | 01     |
| 0                            |            | 0              | 0                      | 0             | #DIV/0!        | 0.00%       | 01     |
| 14,187,616                   |            | 48,229,718     | 1,770,282              | -14,187,616   | -28.38%        | 96.46%      | 01     |
| 0                            |            | 5,812,184      | 200                    | 14,187,616    | 70.94%         | 29.06%      | 01     |
| 0                            |            | 0              | 0                      | 0             | #DIV/0!        | 0.00%       | 01     |
| 0                            |            | 0              | 0                      | 0             | #DIV/0!        | #DIV/0!     | 01     |
| 0                            |            | 0              | 0                      | 0             | #DIV/0!        | 0.00%       | 01     |
| 0                            |            | 510,056,668    | 0                      | 51,752,597    | 9.21%          | 90.79%      | 13     |
| 0                            |            | 510,056,668    | 0                      | 51,752,597    | 9.21%          | 90.79%      | 31     |
| 0                            |            | 455,661,689    | 0                      | 51,553,015    | 10.16%         | 89.84%      | 01     |
| 0                            |            | 54,394,979     | 0                      | 199,582       | 0.37%          | 99.63%      | 01     |
| 0                            |            | 0              | 0                      | 0             | #DIV/0!        | 0.00%       | 01     |
| 211,189,047                  |            | 7,934,986      | 93,592,978             | 0             | 0.00%          | 0.76%       | 16     |
| 0                            |            | 0              | 0                      | 0             | #DIV/0!        | #DIV/0!     | 01     |
| 0                            |            | 0              | 0                      | 0             | #DIV/0!        | #DIV/0!     | 06     |
| 0                            |            | 0              | 0                      | 0             | #DIV/0!        | #DIV/0!     | 06     |
| 0                            |            | 0              | 0                      | 0             | #DIV/0!        | #DIV/0!     | 06     |
| 0                            |            | 0              | 0                      | 0             | #DIV/0!        | #DIV/0!     | 06     |
| 55,653,293                   |            | 0              | 93,592,978             | 150,753,729   | 50.25%         | 0.00%       | 02     |
| 0                            |            | 0              | 0                      | 0             | #DIV/0!        | #DIV/0!     | 08     |

INSTITUCION UNIVERSITARIA DE ENVIGADO  
EJECUCION DE GASTOS  
SEPTIEMBRE 30 DE 2020

|                      |                       |                      |                      |               |                  |
|----------------------|-----------------------|----------------------|----------------------|---------------|------------------|
| 0                    | 0                     | 0                    | 0                    | #DIV/0!       | #DIV/0! 08       |
| 0                    | 0                     | 0                    | 0                    | #DIV/0!       | #DIV/0! 08       |
| 55,653,293           | 0                     | 93,592,978           | 150,753,729          | 50.25%        | 0.00% 08         |
| <b>155,535,754</b>   | <b>7,934,986</b>      | <b>0</b>             | <b>208,378,853</b>   | <b>27.93%</b> | <b>1.06%</b> 03  |
| 0                    | 0                     | 0                    | 0                    | #DIV/0!       | #DIV/0! 07       |
| 154,575,754          | 5,149,816             | 68,274,430           | 0                    | 0.00%         | 07               |
| 960,000              | 2,785,170             | 305,955,000          | 208,378,853          | 40.22%        | 07               |
| <b>25,585,000</b>    | <b>648,849,342</b>    | <b>256,354,258</b>   | <b>209,396,400</b>   | <b>18.37%</b> | <b>56.91%</b> 22 |
| 0                    | <b>508,941,981</b>    | <b>169,648,282</b>   | <b>0</b>             | <b>0.00%</b>  | <b>75.00%</b> 21 |
| 0                    | <b>508,941,981</b>    | <b>169,648,282</b>   | <b>0</b>             | <b>0.00%</b>  | <b>75.00%</b> 10 |
| 0                    | 508,941,981           | 169,648,282          | 0                    | 0.00%         | 75.00% 01        |
| 0                    | 0                     | 0                    | 0                    | #DIV/0!       | 0.00% 01         |
| <b>25,585,000</b>    | <b>139,907,361</b>    | <b>86,705,976</b>    | <b>209,396,400</b>   | <b>45.36%</b> | <b>30.31%</b> 22 |
| <b>25,585,000</b>    | <b>139,907,361</b>    | <b>86,705,976</b>    | <b>209,396,400</b>   | <b>45.36%</b> | <b>30.31%</b> 20 |
| 0                    | 0                     | 0                    | 0                    |               | <b>0.00%</b> 01  |
| 25,585,000           | 139,907,361           | 86,705,976           | 209,396,400          | 45.36%        | 30.31% 01        |
| <b>2,525,229,297</b> | <b>13,971,953,217</b> | <b>2,907,844,255</b> | <b>#####</b>         | <b>40.78%</b> | <b>41.75%</b> 3  |
| <b>928,899,539</b>   | <b>12,249,198,523</b> | <b>1,816,220,815</b> | <b>#####</b>         | <b>41.81%</b> | <b>46.36%</b>    |
| <b>534,064,422</b>   | <b>10,298,849,773</b> | <b>625,371,648</b>   | <b>9,205,024,898</b> | <b>44.53%</b> | <b>49.82%</b> 30 |
| <b>526,064,422</b>   | <b>2,287,869,318</b>  | <b>596,994,186</b>   | <b>4,526,693,090</b> | <b>56.97%</b> | <b>28.79%</b> 1  |
| 0                    | 0                     | 0                    | 0                    | #DIV/0!       | 0.00% 01         |
| 0                    | 0                     | 0                    | 111,213,651          | 100.00%       | 0.00% 02         |
| 0                    | 0                     | 0                    | 0                    | #DIV/0!       | #DIV/0! 03       |
| 0                    | 29,609,312            | 0                    | 8,608,128            | 22.52%        | 77.48% 05        |
| 200,000              | 200,000               | 0                    | 35,409,629           | 79.38%        | 0.45% 01         |
| 0                    | 25,690,045            | 0                    | 2,309,955            | 8.25%         | 91.75% 01        |
| 2,194,507            | 6,678,408             | 0                    | 25,702,461           | 74.34%        | 19.32% 02        |
| 0                    | 0                     | 0                    | 0                    | #DIV/0!       | 0.00% 03         |
| 0                    | 0                     | 0                    | 0                    | #DIV/0!       | 0.00% 01         |
| 0                    | 0                     | 0                    | 0                    | #DIV/0!       | 0.00% 03         |
| 0                    | 0                     | 0                    | 0                    | #DIV/0!       | #DIV/0! 01       |
| 0                    | 0                     | 0                    | 0                    | #DIV/0!       | 0.00% 02         |
| 29,100,000           | 0                     | 25,950,000           | 45,777,684           | 45.40%        | 0.00% 01         |
| 0                    | 0                     | 0                    | 0                    | #DIV/0!       | #DIV/0! 02       |
| 0                    | 0                     | 13,667,346           | 20,789,060           | 60.33%        | 0.00% 01         |
| 0                    | 0                     | 0                    | 83,583,600           | 100.00%       | 0.00% 02         |
| 0                    | 10,941,218            | 3,114,000            | 65,944,782           | 82.43%        | 13.68% 01        |
| 0                    | 34,671,789            | 0                    | 0                    | 0.00%         | 100.00% 02       |
| 0                    | 0                     | 0                    | 31,200,000           | 100.00%       | 0.00% 01         |
| 0                    | 0                     | 0                    | 0                    | #DIV/0!       | #DIV/0! 02       |
| 0                    | 0                     | 0                    | 0                    | #DIV/0!       | #DIV/0! 03       |
| 142,000,000          | 114,128,084           | 7,905,461            | 710,846,455          | 72.92%        | 11.71% 01        |
| 0                    | 0                     | 0                    | 0                    | #DIV/0!       | 0.00% 04         |
| 0                    | 0                     | 0                    | 0                    | #DIV/0!       | 0.00% 05         |
| 0                    | 418,200               | 0                    | 396,150,346          | 99.89%        | 0.11% 01         |
| 268,993,033          | 413,044,687           | 64,267,070           | 556,929,056          | 42.73%        | 31.69% 02        |
| 0                    | 113,941,123           | 0                    | 0                    | 0.00%         | 100.00% 05       |
| 3,148,928            | 14,657,483            | 175,680,195          | 23,349,754           | 10.77%        | 6.76% 01         |
| 0                    | 7,419,403             | 6,277,967            | 34,906,812           | 71.82%        | 15.26% 02        |
| 33,562,046           | 26,024,918            | 9,224,182            | 308,428,674          | 81.76%        | 6.90% 01         |
| 4,461,831            | 7,978,800             | 7,200,000            | 95,453,618           | 82.94%        | 6.93% 02         |
| 13,569,701           | 0                     | 0                    | 0                    | 0.00%         | 0.00% 05         |
| 1,159,209            | 165,521,566           | 149,094,917          | 108,439,658          | 25.56%        | 39.02% 01        |
| 2,509,200            | 7,678,604             | 0                    | 8,601,485            | 45.78%        | 40.87% 02        |
| 0                    | 0                     | 0                    | 0                    | #DIV/0!       | #DIV/0! 02       |
| 10,284,045           | 1,244,487,600         | 130,973,251          | 1,789,675,987        | 56.36%        | 39.19% 02        |
| 5,500,000            | 0                     | 0                    | 55,012,092           | 90.91%        | 0.00% 02         |
| 0                    | 0                     | 264,997              | 6,735,003            | 96.21%        | 0.00% 01         |
| 9,381,922            | 64,778,078            | 3,374,800            | 1,625,200            | 2.05%         | 81.83% 01        |
| <b>212,807,806</b>   | <b>462,753,869</b>    | <b>395,987,819</b>   | <b>1,283,061,805</b> | <b>54.49%</b> | <b>19.65%</b> 2  |
| 0                    | 0                     | 0                    | 0                    | #DIV/0!       | #DIV/0! 02       |
| 7,000,000            | 53,948,649            | 41,619,104           | 26,704,672           | 20.66%        | 41.73% 02        |
| 36,062,608           | 0                     | 0                    | 0                    | 0.00%         | 0.00% 05         |
| 0                    | 37,402,750            | 126,575,250          | 137,060,765          | 45.53%        | 12.42% 02        |
| 0                    | 0                     | 0                    | 64,937,290           | 100.00%       | 0.00% 01         |
| 105,629,998          | 148,630,656           | 70,965,494           | 373,985,179          | 53.49%        | 21.26% 02        |

INSTITUCION UNIVERSITARIA DE ENVIGADO  
EJECUCION DE GASTOS  
SEPTIEMBRE 30 DE 2020

|               |               |               |               |         |            |
|---------------|---------------|---------------|---------------|---------|------------|
| 0             | 0             | 0             | 0             | #DIV/0! | #DIV/0! 03 |
| 11,052,200    | 138,065,832   | 41,431,293    | 69,754,912    | 26.80%  | 53.04% 04  |
| 0             | 0             | 0             | 0             | #DIV/0! | 0.00% 02   |
| 0             | 0             | 0             | 0             | #DIV/0! | 0.00% 03   |
| 0             | 4,174,689     | 0             | 68,284,511    | 94.24%  | 5.76% 01   |
| 0             | 2,820,000     | 21,791,498    | 45,388,502    | 64.84%  | 4.03% 02   |
| 0             | 0             | 0             | 370,420,542   | 100.00% | 0.00% 01   |
| 53,063,000    | 76,833,490    | 66,726,066    | 26,019,149    | 11.69%  | 34.51% 02  |
| 0             | 0             | 0             | 19,562,400    | 100.00% | 0.00% 02   |
| 0             | 877,803       | 0             | 13,050,997    | 93.70%  | 6.30% 01   |
| 0             | 0             | 26,879,114    | 67,892,886    | 71.64%  | 0.00% 02   |
| 175,535,255   | 1,177,832,111 | 794,861,348   | 531,351,677   | 19.45%  | 43.12% 3   |
| 4,500,000     | 279,884,309   | 0             | 259,570,691   | 47.72%  | 51.45% 01  |
| 0             | 0             | 0             | 19,524,772    | 100.00% | 0.00% 01   |
| 135,226,870   | 848,821,827   | 794,861,348   | 134,401,100   | 7.02%   | 44.36% 01  |
| 0             | 0             | 0             | 0             | #DIV/0! | 0.00% 02   |
| 9,808,385     | 25,039,590    | 0             | 18,354,823    | 21.34%  | 29.11% 01  |
| 3,000,000     | 10,187,385    | 0             | 3,330,256     | 20.16%  | 61.68% 02  |
| 23,000,000    | 0             | 0             | 56,410,300    | 71.04%  | 0.00% 01   |
| 0             | 13,899,000    | 0             | 39,759,735    | 54.80%  | 19.16% 01  |
| 0             | 0             | 0             | 0             | #DIV/0! | 0.00% 02   |
| 6,492,056     | 309,762,770   | 0             | 29,446,754    | 4.42%   | 46.47% 4   |
| 0             | 0             | 0             | 0             | #DIV/0! | #DIV/0! 01 |
| 6,492,056     | 309,762,770   | 0             | 29,446,754    | 4.42%   | 46.47% 02  |
| 0             | 0             | 0             | 0             | #DIV/0! | 0.00% 01   |
| 0             | 0             | 0             | 0             | #DIV/0! | 0.00% 03   |
| 1,596,329,758 | 1,722,754,694 | 1,091,623,440 | 2,597,390,491 | 36.90%  | 24.48%     |
| 1,596,329,758 | 1,722,754,694 | 1,091,623,440 | 2,597,390,491 | 36.90%  | 24.48% 4   |
| 44,028,779    | 92,990,701    | 57,677,059    | 328,103,461   | 62.76%  | 17.79% 01  |
| 8,153,635     | 5,884,365     | 5,161,000     | 32,003,797    | 62.50%  | 11.49% 01  |
| 0             | 0             | 0             | 160,000,000   | 100.00% | 0.00% 08   |
| 21,027,454    | 78,184,333    | 44,323,325    | 235,522,855   | 62.13%  | 20.63% 01  |
| 0             | 0             | 0             | 0             | #DIV/0! | #DIV/0! 01 |
| 19,582,352    | 318,549,199   | 340,034,672   | 437,597,688   | 39.22%  | 28.55% 01  |
| 0             | 122,123,147   | 54,735,853    | 0             | 0.00%   | 69.05% 01  |
| 0             | 0             | 0             | 0             | #DIV/0! | #DIV/0! 01 |
| 5,864,670     | 85,703,604    | 5,931,726     | 5,000,000     | 4.88%   | 83.61% 01  |
| 0             | 0             | 0             | 0             | #DIV/0! | #DIV/0! 01 |
| 0             | 0             | 0             | 0             | #DIV/0! | #DIV/0! 01 |
| 0             | 0             | 0             | 0             | #DIV/0! | #DIV/0! 03 |
| 0             | 0             | 0             | 0             | #DIV/0! | 0.00% 01   |
| 0             | 0             | 0             | 0             | #DIV/0! | #DIV/0! 01 |
| 1,338,574,641 | 635,424,070   | 26,001,289    | 0             | 0.00%   | 31.77% 01  |
| 156,771,544   | 172,966,179   | 269,752,995   | 1,178,340,804 | 66.28%  | 9.73% 01   |
| 0             | 8,064,491     | 28,695,729    | 0             | 0.00%   | 21.94% 02  |
| 0             | 0             | 0             | 0             | #DIV/0! | #DIV/0! 05 |
| 2,326,683     | 202,864,605   | 259,309,792   | 220,821,886   | 32.22%  | 29.60% 01  |
| 8,000,000     | 6,662,279,777 | 24,685,262    | 3,480,657,880 | 34.21%  | 65.47% 12  |
| 0             | 2,277,740,954 | 0             | 1,320,246,842 | 36.69%  | 63.31% 01  |
| 0             | 754,218,181   | 0             | 0             | 0.00%   | 100.00% 08 |
| 0             | 1,676,379,345 | 0             | 468,665,619   | 21.85%  | 78.15% 01  |
| 0             | 8,357,635     | 0             | 280,893,378   | 97.11%  | 2.89% 01   |
| 0             | 12,386,234    | 0             | 385,494,513   | 96.89%  | 3.11% 01   |
| 0             | 164,285,652   | 0             | 113,268,440   | 40.81%  | 59.19% 01  |
| 0             | 0             | 0             | 0             | #DIV/0! | 0.00% 01   |
| 0             | 1,252,203,066 | 0             | 0             | 0.00%   | 100.00% 02 |
| 0             | 59,702,448    | 0             | 72,863,441    | 54.96%  | 45.04% 01  |
| 0             | 1,114,355     | 0             | 146,661,246   | 99.25%  | 0.75% 01   |
| 0             | 0             | 0             | 30,028,641    | 100.00% | 0.00% 01   |
| 8,000,000     | 455,891,907   | 24,685,262    | 662,535,760   | 57.56%  | 39.60% 01  |
| 0             | 842,019,687   | 3,692,200     | 843,341,114   | 49.93%  | 49.85% 13  |
| 0             | 154,818,412   | 0             | 109,440,135   | 41.41%  | 58.59% 01  |
| 0             | 363,197,751   | 0             | 219,271,620   | 37.65%  | 62.35% 01  |
| 0             | 305,693,778   | 0             | 494,750,846   | 61.81%  | 38.19% 01  |
| 0             | 18,309,746    | 3,692,200     | 19,878,513    | 47.46%  | 43.72% 01  |

INSTITUCION UNIVERSITARIA DE ENVIGADO  
EJECUCION DE GASTOS  
SEPTIEMBRE 30 DE 2020

|   |                    |   |                    |               |                  |
|---|--------------------|---|--------------------|---------------|------------------|
| 0 | 0                  | 0 | 0                  | #DIV/0!       | 0.00% 01         |
| 0 | <b>114,099,388</b> | 0 | <b>85,011,508</b>  | <b>42.70%</b> | <b>57.30%</b> 14 |
| 0 | 114,099,388        | 0 | 85,011,508         | 42.70%        | 57.30% 01        |
| 0 | 0                  | 0 | 0                  | #DIV/0!       | 0.00% 01         |
| 0 | <b>392,581,603</b> | 0 | <b>269,321,306</b> | <b>40.69%</b> | <b>59.31%</b> 15 |
| 0 | 360,122,260        | 0 | 234,167,460        | 39.40%        | 60.60% 01        |
| 0 | 32,459,343         | 0 | 35,153,846         | 51.99%        | 48.01% 01        |



## DATOS A DICIEMBRE 2020

PRESUPUESTO TOTAL EJECUCIÓN % Ejecucion  
PPTO TOTAL

\$16,690 M

\$6,412 M

38%

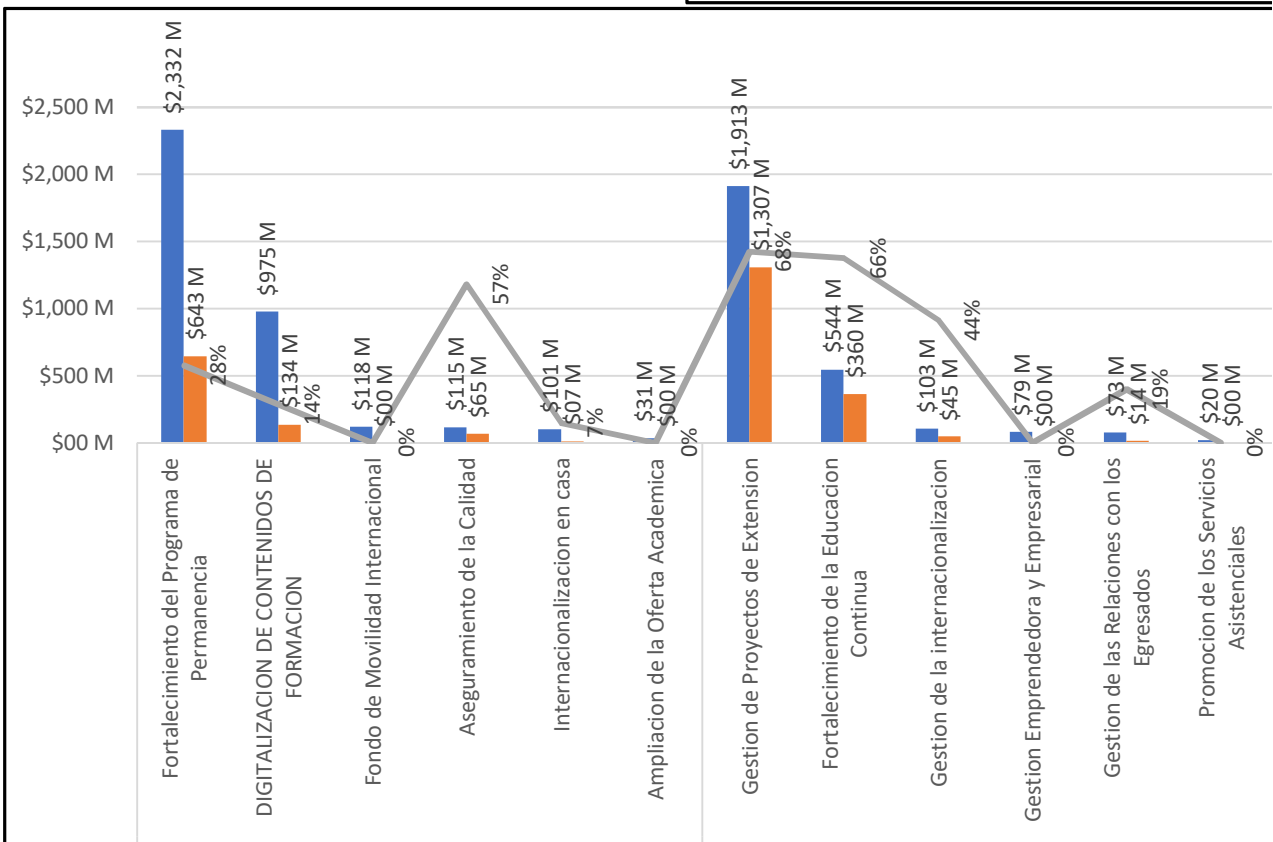
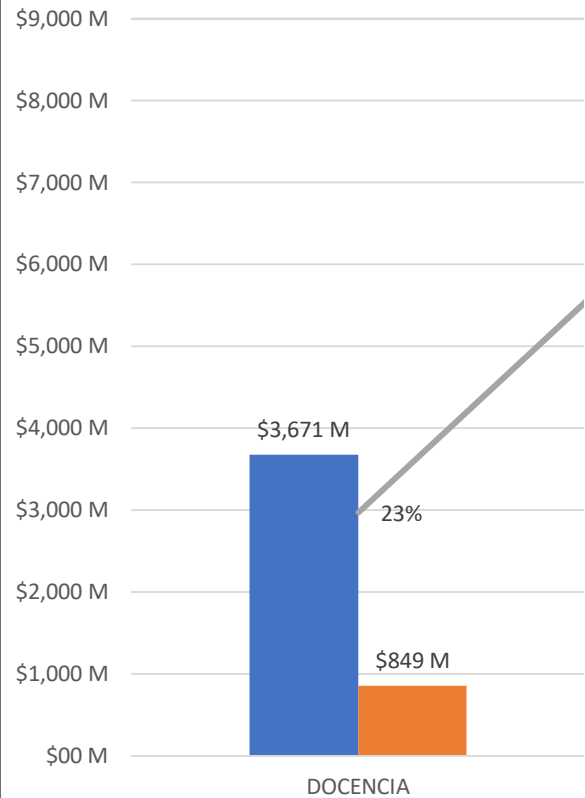
### GRUPO

DOCENCIA

EXTENSION

INVESTIGACION

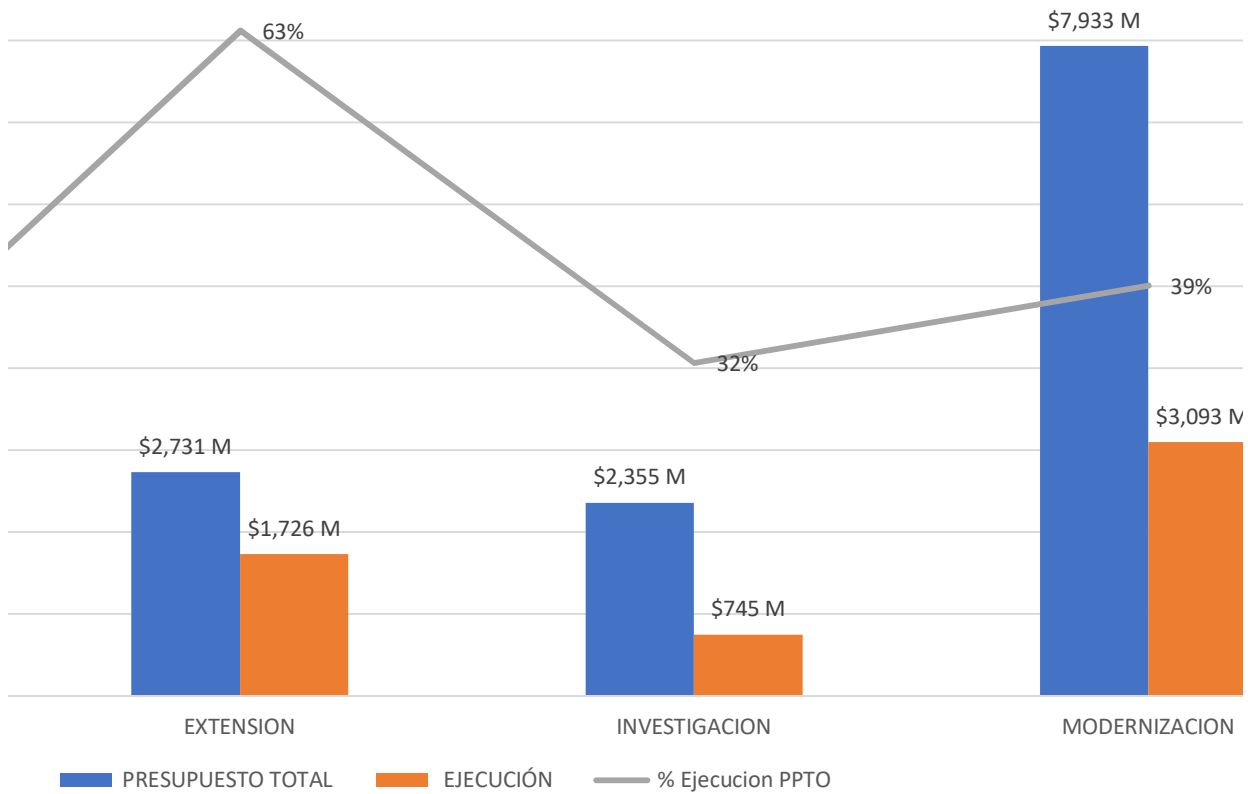
MODERNIZACION



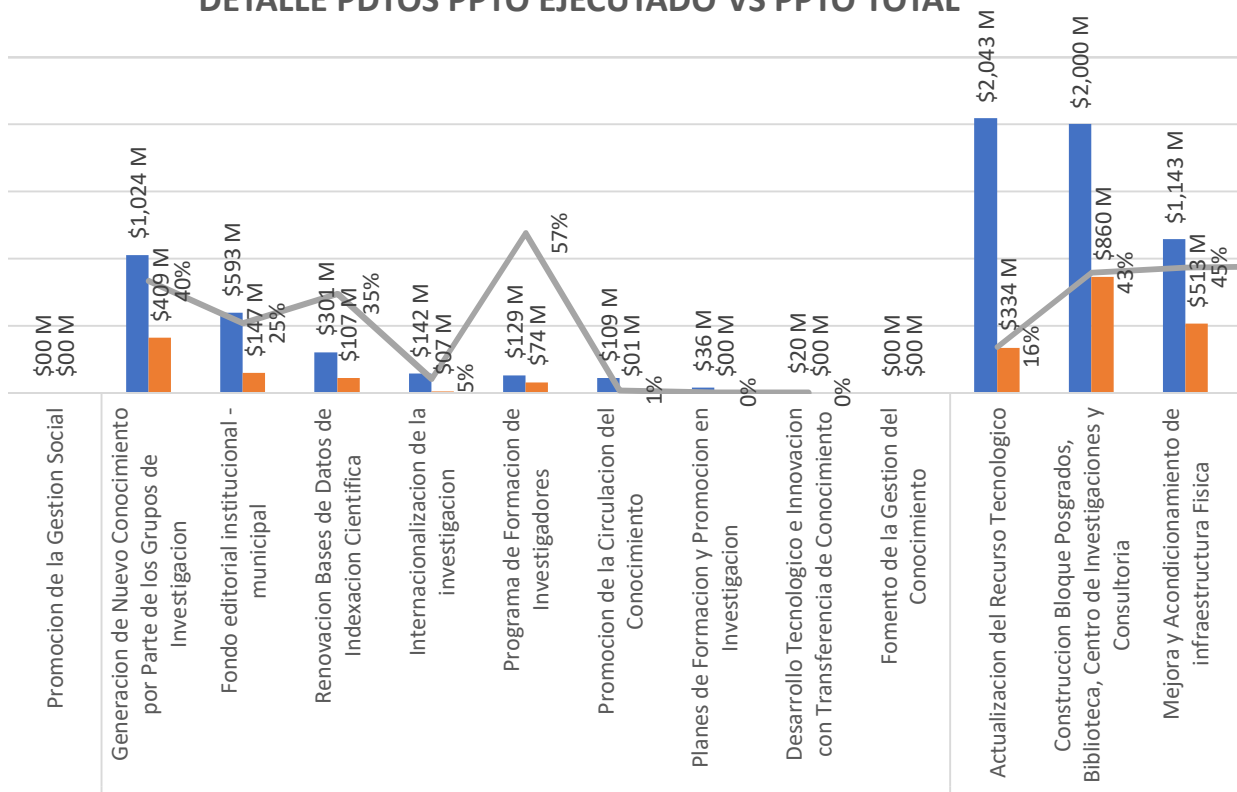
DOCENCIA

EXTENSION

## SEGUIMIENTO PPTO EJECUTADO VS PPTO TOTAL



## DETALLE PDTOS PPTO EJECUTADO VS PPTO TOTAL



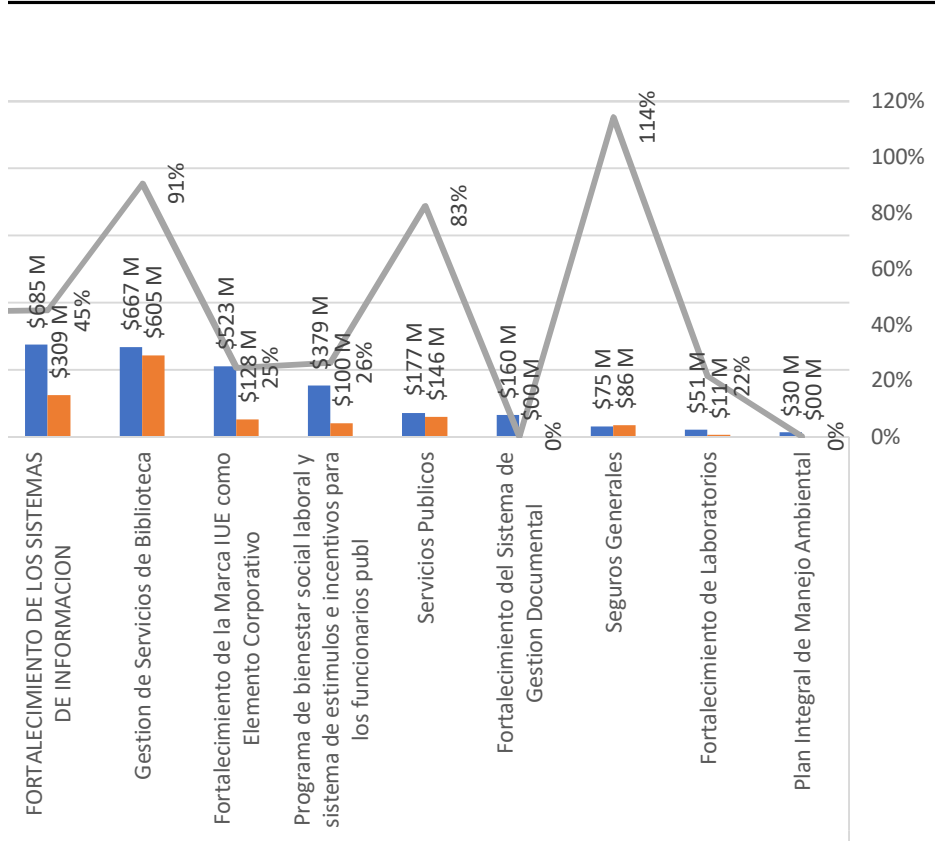
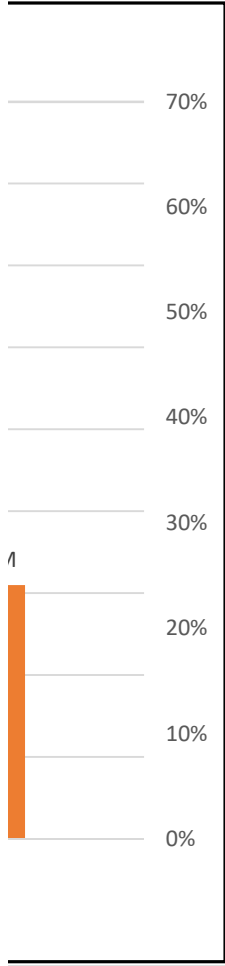
INVESTIGACION

 PRESUPUESTO TOTAL


 EJECUCIÓN

 % Ejecucion PPTO

---

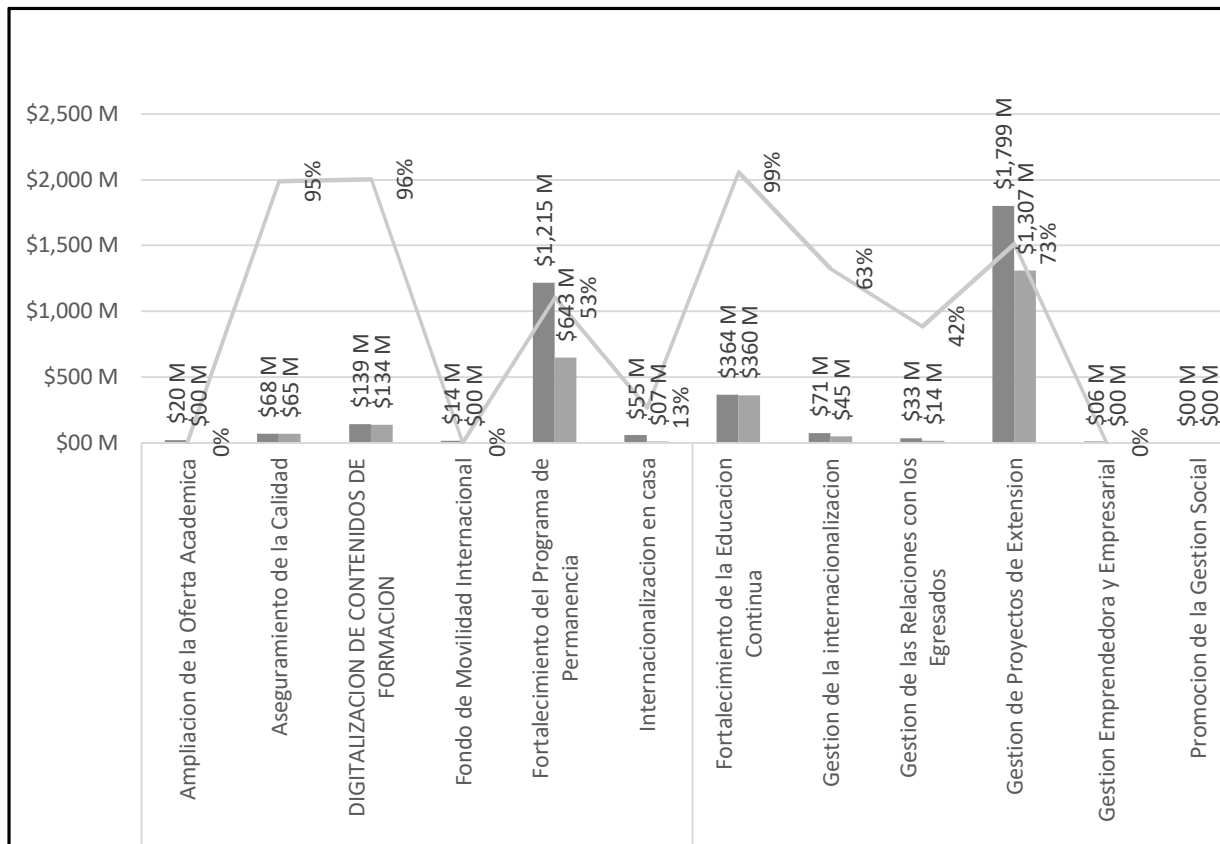
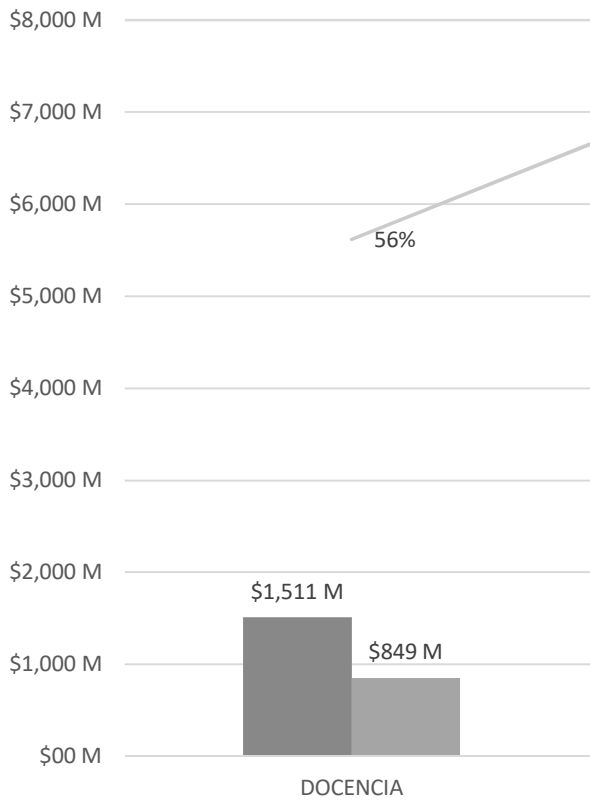


MODERNIZACION



## DATOS A DICIEMBRE 2020

| CERTIFICADOS      | EJECUCIÓN        | %<br>EJECUCION<br>CERTIFICADOS |
|-------------------|------------------|--------------------------------|
| <b>\$11,754 M</b> | <b>\$6,412 M</b> | <b>55%</b>                     |

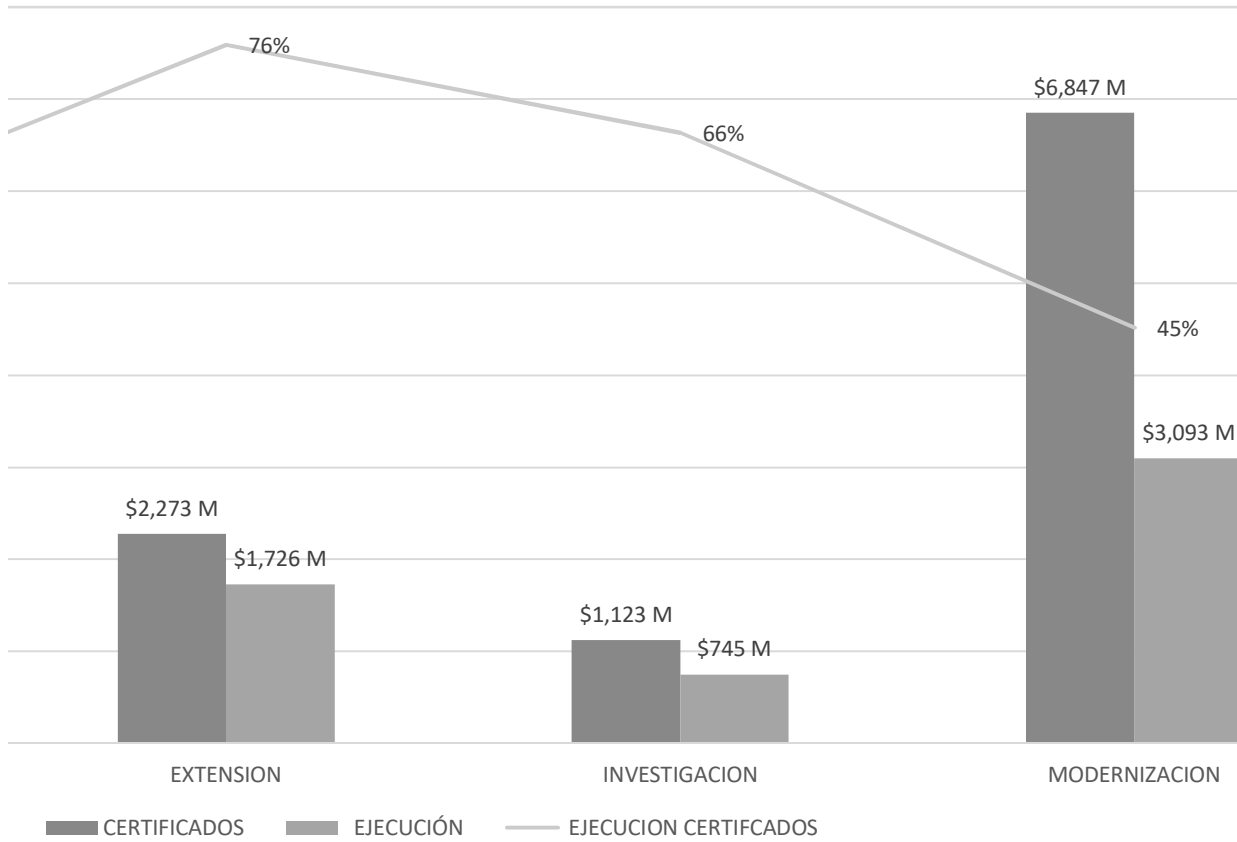


DOCENCIA

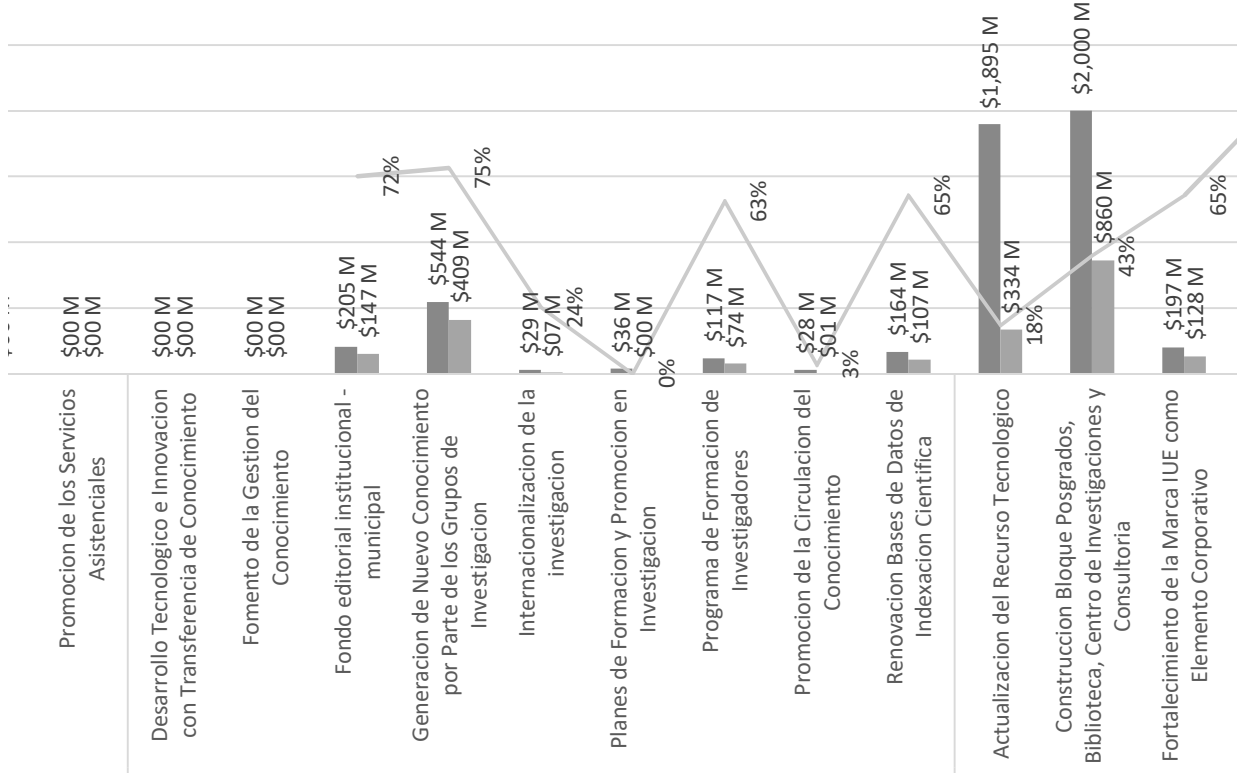
EXTENSION



## SEGUIMIENTO PPTO EJECUTADO VS CERTIFICADOS



## DETALLE PDTOS PPTO EJECUTADO VS CERTIFICADOS



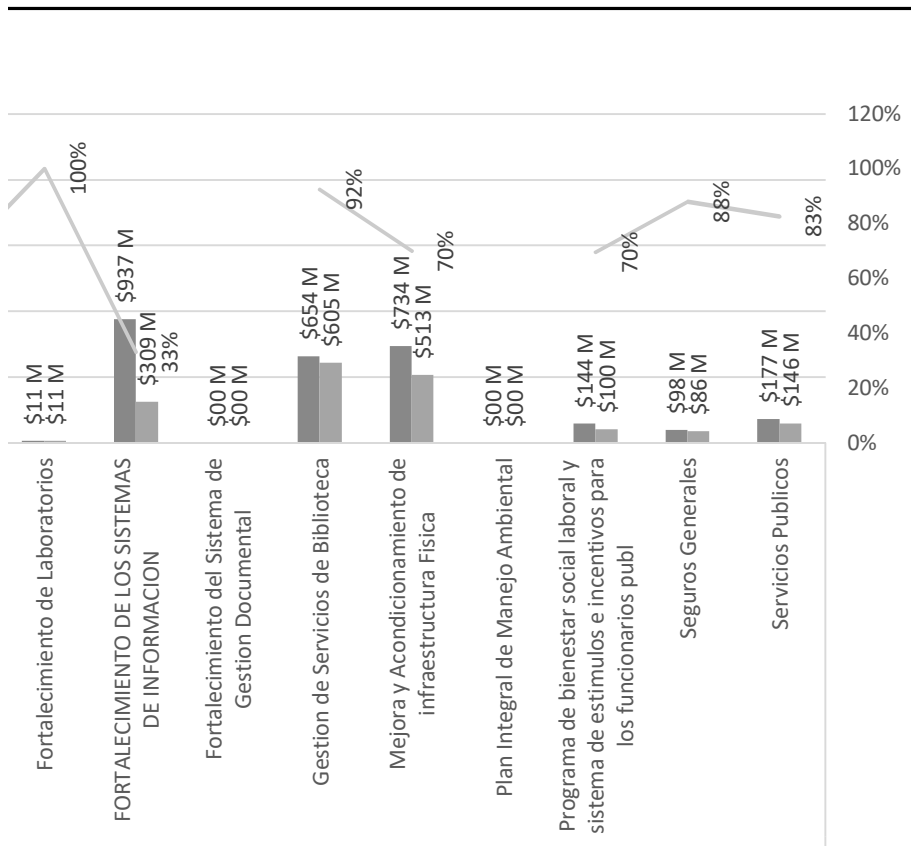
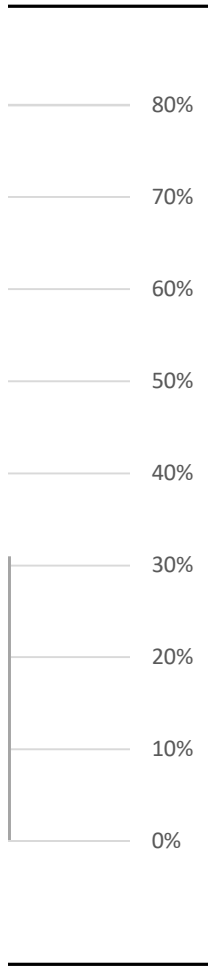
INVESTIGACION

■ CERTIFICADOS

■ EJECUCIÓN

— % EJECUCION CERTIFICADOS

---



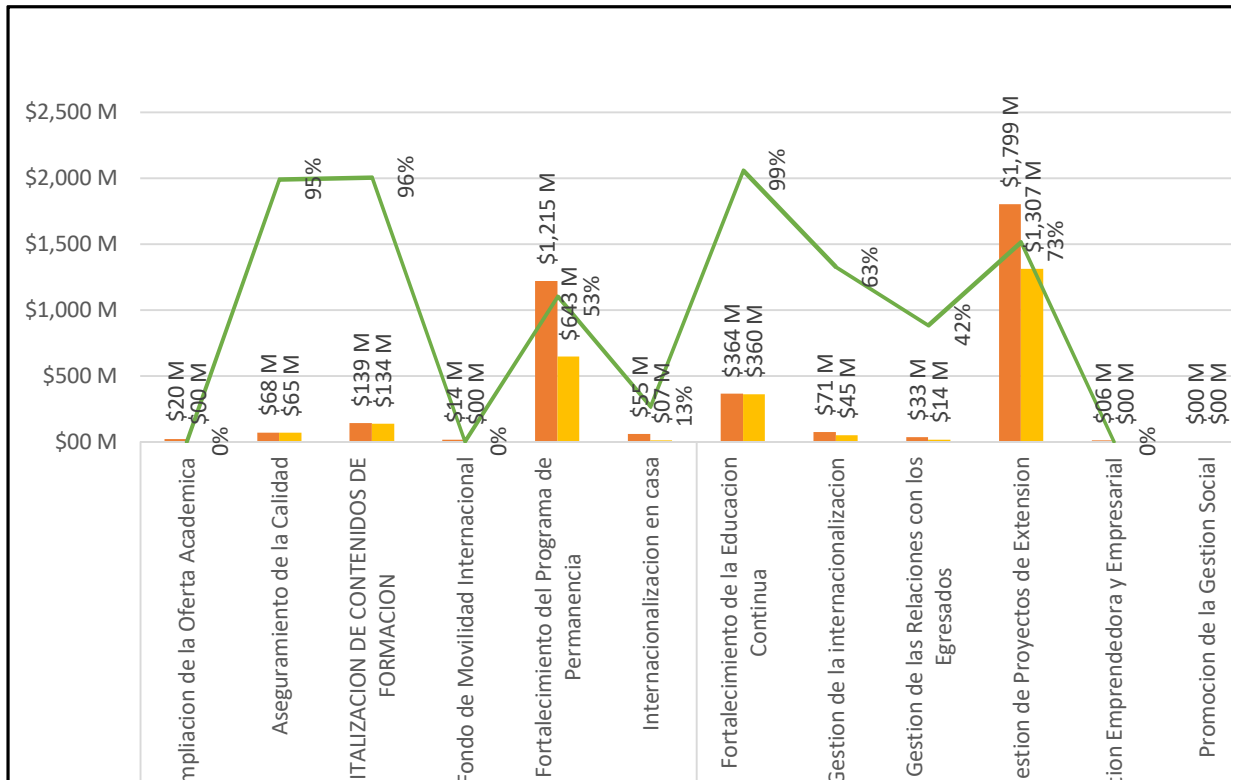
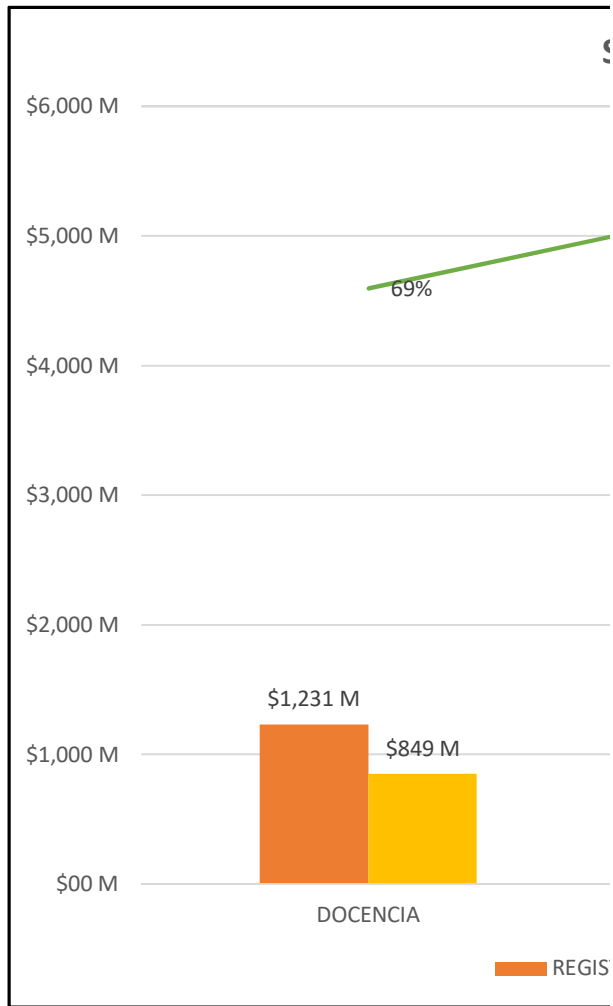
MODERNIZACION

1



## DATOS A DICIEMBRE 2020

| REGISTRO/COMPROMISO | EJECUCIÓN | % EJECUCION PPTOS VS COMPROMETIDO |
|---------------------|-----------|-----------------------------------|
| \$9,534 M           | \$6,412 M | 67%                               |



Ar

DIGI

F

DOCENCIA

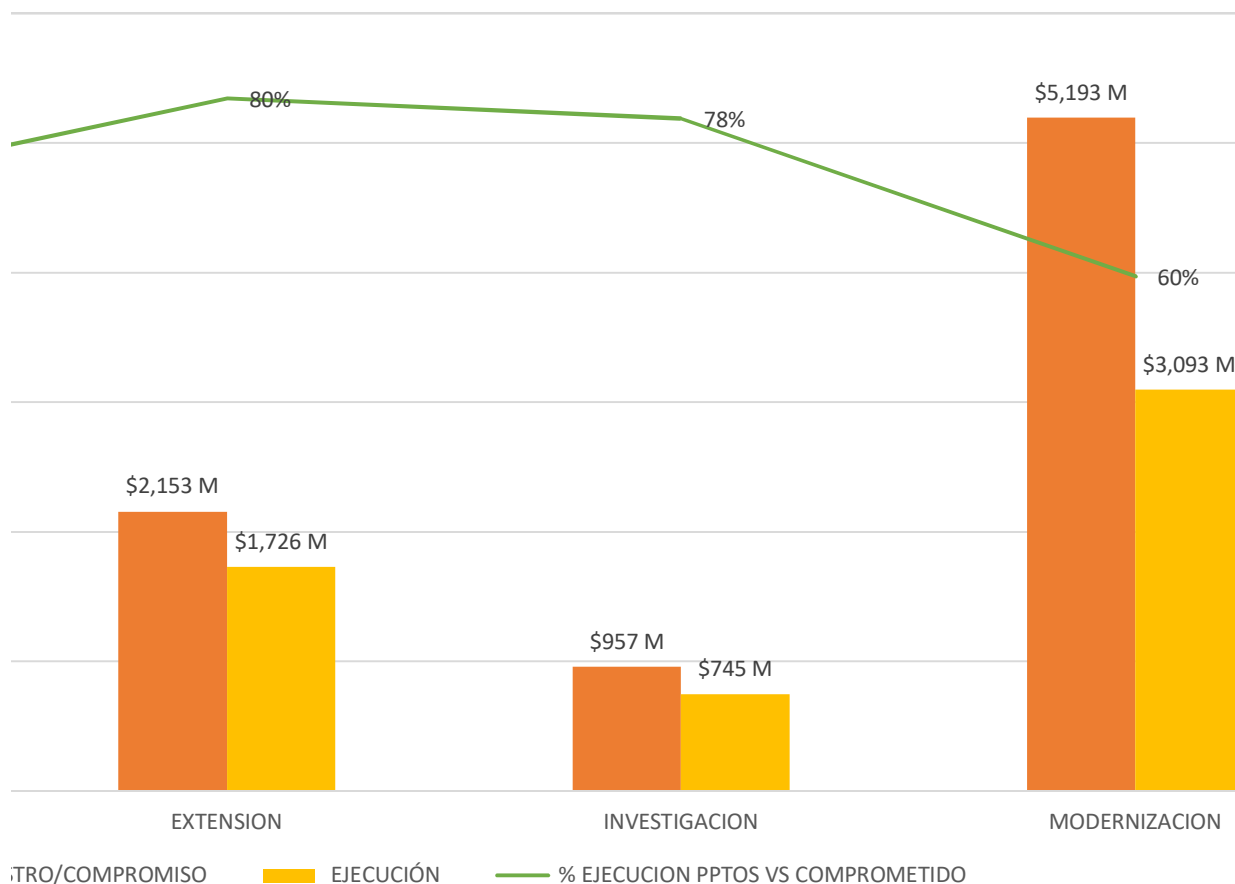
C

G

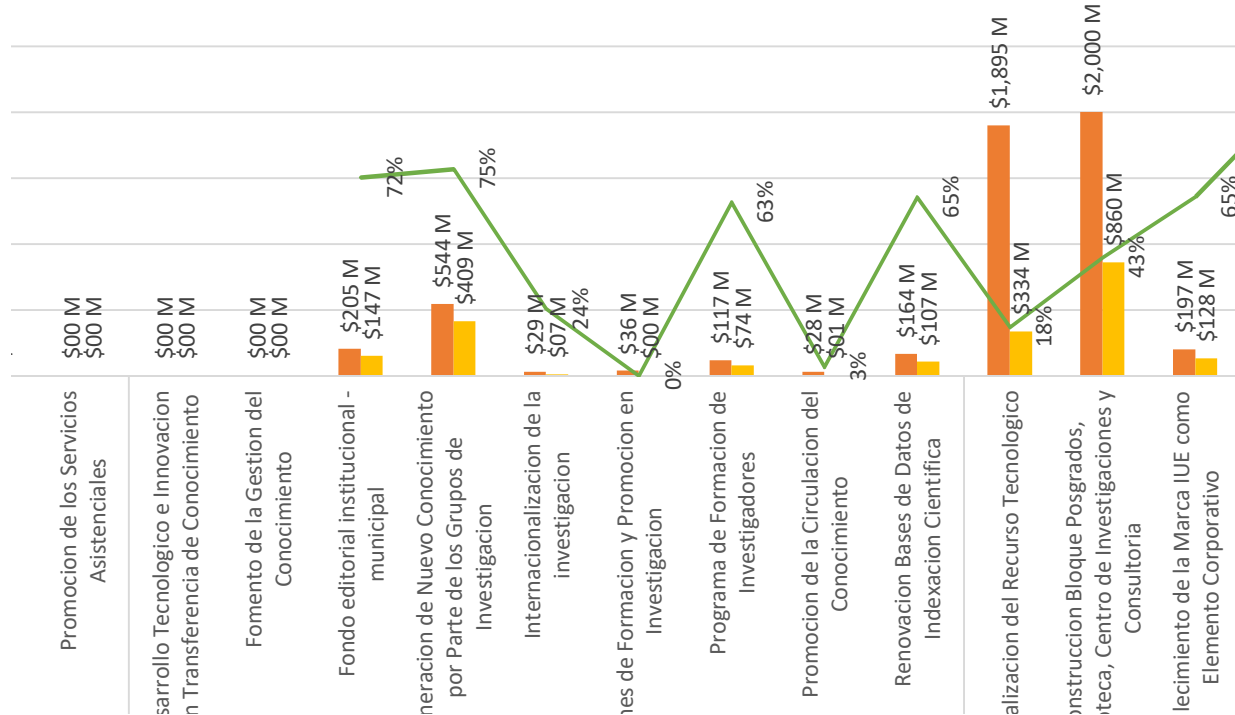
Gest

EXTENSION

## SEGUIMIENTO PPTO EJECUTADO VS COMPROMETIDOS



## DETALLE PDTOS PPTO EJECUTADO VS CERTIFICADOS



Des  
cor

Ger

Plan

Actu:

Co  
Biblio

Forta

INVESTIGACION

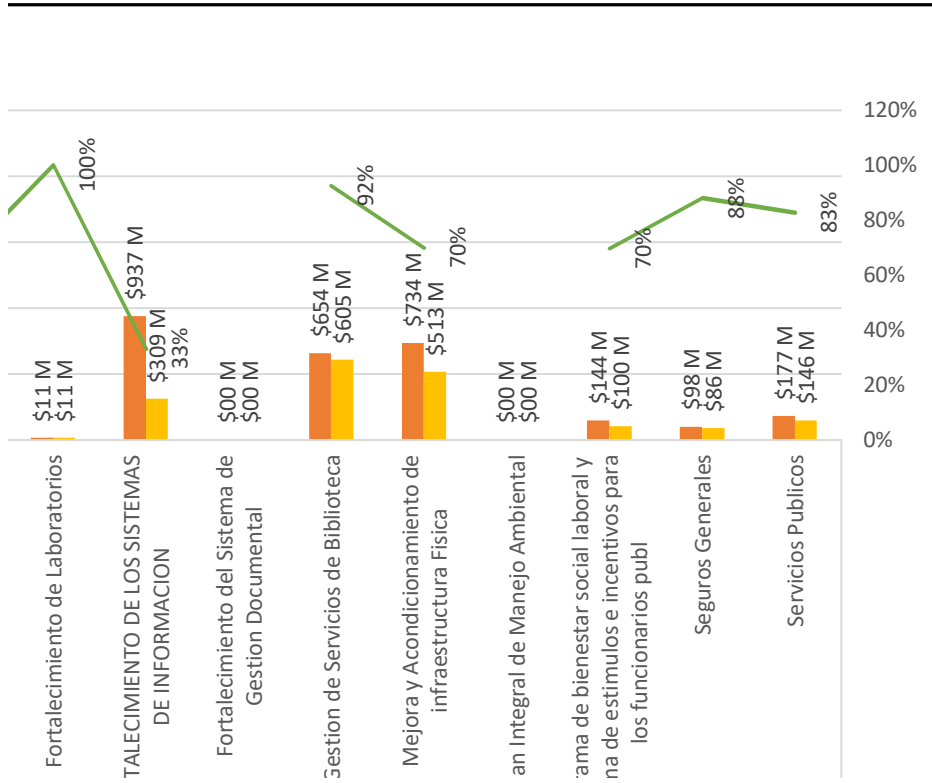
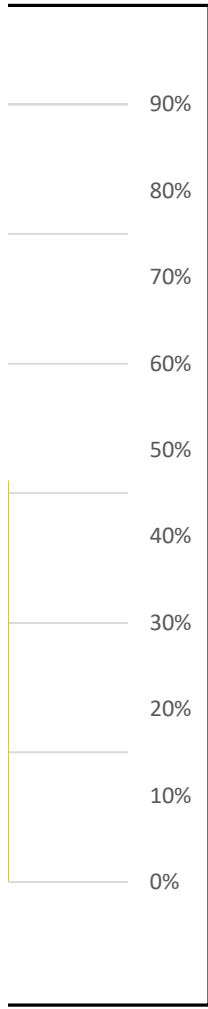
 CERTIFICADOS

 EJECUCIÓN

 % EJECUCION CERTIFICADOS

---





FOR

C

PI

Progr  
sisten

MODERNIZACION



| <b>Etiquetas de fila</b>   | <b>APROPIACIÓN INICIAL</b> |
|--|----------------------------|
| A.R.L.   | \$ 73,143,394              |
| Actividades de Equidad   | \$ 60,512,092              |
| Actividades de fomento artistico y cultural  | \$ 382,239,820             |
| Actividades de promocion y prevencion  | \$ 216,836,360             |
| Actividades deportivas y recreativas   | \$ 424,215,350             |
| ACTUALIZACION DEL RECURSO TECNOLOGICO  | \$ 777,831,522             |
| Ampliacion de la oferta academica  | \$ 31,200,000              |
| APORTES A E.P.S  | \$ 470,053,770             |
| APORTES A E.P.S - DOCENTES   | \$ 546,068,753             |
| APORTES A PENSION  | \$ 666,210,924             |
| APORTES A PENSIÓN - DOCENTES   | \$ 749,055,517             |
| APORTES AL ICBF  | \$ 167,149,864             |
| APORTES AL ICBF - DOCENTES   | \$ 186,263,619             |
| ASEGURAMIENTO DE LA CALIDAD  | \$ 80,000,000              |
| BONIFICACION ESPECIAL DE RECREACION  | \$ 53,201,833              |
| BONIFICACION POR SERVICIOS PRESTADOS   | \$ 279,309,618             |
| CAJA DE COMPENSACION FAMILIAR  | \$ 471,507,090             |
| CESANTÍAS DEFINITIVAS  | \$ 507,214,704             |
| CESANTÍAS DEFINITIVAS - DOCENTES   | \$ 555,391,021             |
| COMUNICACIONES Y TRANSPORTE  | \$ 6,000,000               |
| CONSTRUCCION BLOQUE POSGRADOS, BIBLIOTECA, CENTRO DE INVESTIGACIONES Y CONSULTORIA         | \$ -                       |
| Cualificacion docente  | \$ 48,000,000              |
| Desarrollo tecnologico e innovacion con transferencia de conocimiento                      | \$ 19,562,400              |
| DEVOLUCION DE MATRICULAS   | \$ 7,000,000               |
| DIGITALIZACION DE CONTENIDOS DE FORMACION  | \$ 74,880,000              |
| DOTACION DE INSTRUMENTOS, VESTUARIO Y MAQUINARIA PARA SERVICIOS DE BIENESTAR UNIVERSITARIO | \$ -                       |
| ENTIDADES FINANCIERAS  | \$ 678,590,263             |
| Eventos academicos   | \$ 44,609,629              |
| Fondo de movilidad internacional   | \$ 34,456,406              |
| Fondo editorial institucional - municipal  | \$ 578,062,247             |
| Fortalecimiento de la educacion continua   | \$ 543,955,000             |
| Fortalecimiento de la marca IUE como elemento corporativo                                  | \$ 332,800,000             |
| FORTALECIMIENTO DE LABORATORIOS  | \$ 51,202,797              |
| FORTALECIMIENTO DE LOS SISTEMAS DE INFORMACION   | \$ 237,000,000             |
| FORTALECIMIENTO DEL PROGRAMA DE PERMANENCIA  | \$ 1,302,453,429           |
| FORTALECIMIENTO DEL SISTEMA DE GESTION DOCUMENTAL  | \$ -                       |
| FORTALECIMIENTOS DE LOS SISTEMAS DE INFORMACION  | \$ -                       |
| GASTOS FINANCIEROS   | \$ 50,000,000              |
| Generacion de nuevo conocimiento por parte de los grupos de investigacion                  | \$ 448,047,928             |
| Gestion de la internacionalizacion   | \$ 86,027,440              |
| GESTION DE LAS RELACIONES CON LOS EGRESADOS  | \$ 72,559,735              |
| GESTION DE PROYECTOS DE EXTENSION  | \$ 1,913,311,145           |
| Gestion de servicios de biblioteca   | \$ 460,189,036             |
| Gestion emprendedora y empresarial   | \$ 79,410,300              |
| HONORARIOS Y SERVICIOS   | \$ 310,964,693             |
| HORAS EXTRAS Y RECARGOS  | \$ 2,500,000               |
| IMPRESOS, PUBLICACIONES, AFILIACIONES Y MEMBRECIAS   | \$ 3,000,000               |
| IMPUESTOS, TASAS, CONTRIBUCIONES Y MULTAS  | \$ 6,031,425               |
| INTERESES A LAS CESANTÍAS  | \$ 54,594,561              |
| INTERESES A LAS CESANTÍAS - DOCENTES   | \$ 63,330,763              |
| INTERESES DE DEUDA Y OTROS GASTOS DE SERVICIO A LA DEUDA                                   | \$ 461,594,737             |
| Internacionalizacion de la investigacion   | \$ 142,459,200             |
| Internacionalizacion en casa   | \$ 100,827,684             |
| MANTENIMIENTO, REPARACIONES Y EQUIPOS  | \$ 66,903,172              |
| MATERIALES Y SUMINISTROS   | \$ 252,177,392             |
| Mejora y acondicionamiento de infraestructura fisica                                       | \$ 514,741,003             |
| Membresias y asistencia a eventos de redes   | \$ 28,000,000              |
| NÓMINA DOCENTES  | \$ 872,378,071             |

|   |           |                       |
|---|-----------|-----------------------|
| OTROS GASTOS GENERALES  | \$        | 20,000,000            |
| PLAN INTEGRAL DE FORMACION DOCENTE  | \$        | -                     |
| Plan integral de manejo ambiental   | \$        | 30,000,000            |
| PLANES DE FORMACION Y PROMOCION EN INVESTIGACION  | \$        | -                     |
| POSGRADOS   | \$        | 774,233,433           |
| PRIMA DE ANTIGUEDAD   | \$        | 97,101,126            |
| PRIMA DE NAVIDAD  | \$        | 850,689,968           |
| PRIMA DE SERVICIOS  | \$        | 491,380,668           |
| PRIMA DE VACACIONES   | \$        | 513,337,037           |
| Programa de bienestar social laboral y sistema de estímulos e incentivos para los funcionarios publ | \$        | 379,057,967           |
| Programa de cobertura   | \$        | 1,380,567,107         |
| Programa de Formación de investigadores   | \$        | 99,272,425            |
| Promoción de la circulación del conocimiento  | \$        | 108,700,800           |
| Promoción de los servicios asistenciales  | \$        | 19,524,772            |
| RENOVACION BASES DE DATOS DE INDEXACION CIENTIFICA  | \$        | -                     |
| SEGURO ESTUDIANTL   | \$        | 74,160,000            |
| SEGUROS GENERALES   | \$        | 75,000,000            |
| SENTENCIAS Y CONCILIACIONES   | \$        | 245,000,000           |
| SERVICIO DE ASEO  | \$        | 248,900,580           |
| SERVICIO DE VIGILANCIA  | \$        | 564,990,462           |
| SERVICIOS PUBLICOS  | \$        | 176,859,000           |
| SERVICIOS PÚBLICOS  | \$        | 196,859,000           |
| SUELDOS Y VACACIONES ADTIVOS  | \$        | 5,559,456,121         |
| SUELDOS Y VACACIONES DOCENTES CÁTEDRA   | \$        | 2,145,044,964         |
| SUELDOS Y VACACIONES DOCENTES DE PLANTA Y OCASIONALES   | \$        | 3,241,118,996         |
| VIATICOS, GASTOS DE VIAJE   | \$        | 30,000,000            |
| <b>Total general</b>  | <b>\$</b> | <b>33,966,280,133</b> |

| ADICIONES        | REDUCCIONES | TRANSFERENCIA   | CERTIFICADOS     | REGISTRO/COMPROMISO | EJECUCIÓN        |
|------------------|-------------|-----------------|------------------|---------------------|------------------|
| \$ -             | \$ -        | \$ 2,235,426    | \$ 75,378,820    | \$ 75,378,820       | \$ 73,025,220    |
| \$ -             | \$ -        | \$ -            | \$ 5,500,000     | \$ -                | \$ -             |
| \$ 115,094,249   | \$ -        | -\$ 5,000,000   | \$ 88,451,777    | \$ 55,198,851       | \$ 45,610,501    |
| \$ 48,604,182    | \$ -        | \$ -            | \$ 207,183,976   | \$ 204,035,048      | \$ 35,203,533    |
| \$ 18,789,289    | \$ -        | \$ -            | \$ 328,183,496   | \$ 324,145,087      | \$ 215,537,412   |
| \$ 1,264,760,220 | \$ -        | -\$ 120,000,000 | \$ 1,895,290,105 | \$ 1,541,744,741    | \$ 334,463,784   |
| \$ -             | \$ -        | \$ -            | \$ 19,687,971    | \$ 19,687,971       | \$ -             |
| \$ -             | \$ -        | \$ -            | \$ 470,053,770   | \$ 470,053,770      | \$ 470,053,770   |
| \$ -             | \$ -        | \$ 36,400,618   | \$ 550,862,745   | \$ 550,862,745      | \$ 550,862,745   |
| \$ -             | \$ -        | \$ -            | \$ 666,210,924   | \$ 666,210,924      | \$ 666,210,924   |
| \$ -             | \$ -        | \$ 51,389,107   | \$ 597,182,511   | \$ 597,182,511      | \$ 597,182,511   |
| \$ -             | \$ -        | \$ -            | \$ 161,366,149   | \$ 161,366,149      | \$ 161,366,149   |
| \$ -             | \$ -        | \$ 12,847,277   | \$ 168,316,175   | \$ 168,316,175      | \$ 168,316,175   |
| \$ 34,671,789    | \$ -        | \$ -            | \$ 68,154,037    | \$ 68,154,037       | \$ 65,040,037    |
| \$ -             | \$ -        | \$ 124,904,080  | \$ 1,628,101     | \$ 1,628,101        | \$ 1,628,101     |
| \$ -             | \$ -        | \$ 12,490,408   | \$ 205,575,510   | \$ 205,575,510      | \$ 205,575,510   |
| \$ -             | \$ -        | \$ 17,129,702   | \$ 463,825,950   | \$ 463,825,950      | \$ 463,825,950   |
| \$ -             | \$ -        | -\$ 821,718     | \$ 466,326,932   | \$ 466,326,932      | \$ 466,326,932   |
| \$ -             | \$ -        | \$ 38,898,699   | \$ 360,269,522   | \$ 360,269,522      | \$ 360,269,522   |
| \$ -             | \$ -        | \$ -            | \$ 6,000,000     | \$ 6,000,000        | \$ -             |
| \$ 2,000,000,000 | \$ -        | \$ -            | \$ 2,000,000,000 | \$ 864,153,140      | \$ 860,159,679   |
| \$ 63,213,651    | \$ -        | \$ -            | \$ -             | \$ -                | \$ -             |
| \$ -             | \$ -        | \$ -            | \$ -             | \$ -                | \$ -             |
| \$ -             | \$ -        | \$ -            | \$ 264,997       | \$ 264,997          | \$ -             |
| \$ 900,000,000   | \$ -        | \$ -            | \$ 139,005,249   | \$ 137,005,249      | \$ 133,704,910   |
| \$ 13,569,701    | \$ -        | \$ -            | \$ 13,569,701    | \$ 13,564,215       | \$ -             |
| \$ -             | \$ -        | \$ -            | \$ 678,590,263   | \$ 678,590,263      | \$ 622,040,199   |
| \$ -             | \$ -        | \$ -            | \$ 40,609,629    | \$ 31,609,629       | \$ 200,000       |
| \$ 83,583,600    | \$ -        | \$ -            | \$ 13,667,346    | \$ 13,667,346       | \$ -             |
| \$ 15,000,000    | \$ -        | \$ -            | \$ 204,622,556   | \$ 170,733,251      | \$ 147,457,815   |
| \$ -             | \$ -        | \$ -            | \$ 364,194,996   | \$ 359,694,996      | \$ 359,694,996   |
| \$ 190,000,000   | \$ -        | \$ -            | \$ 197,306,107   | \$ 153,277,328      | \$ 128,390,526   |
| \$ -             | \$ -        | \$ -            | \$ 11,045,365    | \$ 11,045,365       | \$ 11,045,365    |
| \$ 448,322,966   | \$ -        | \$ 253,000,000  | \$ 937,445,327   | \$ 936,731,896      | \$ 309,408,586   |
| \$ 1,029,369,109 | \$ -        | \$ -            | \$ 1,215,466,798 | \$ 945,513,765      | \$ 643,034,901   |
| \$ 160,000,000   | \$ -        | -\$ 160,000,000 | \$ -             | \$ -                | \$ -             |
| \$ -             | \$ -        | \$ 160,000,000  | \$ 160,000,000   | \$ 160,000,000      | \$ -             |
| \$ -             | \$ -        | \$ 14,187,616   | \$ 64,187,616    | \$ 64,187,616       | \$ 48,754,398    |
| \$ 576,404,926   | \$ -        | \$ -            | \$ 544,001,297   | \$ 451,765,013      | \$ 408,917,361   |
| \$ 16,517,641    | \$ -        | \$ -            | \$ 71,051,617    | \$ 71,051,617       | \$ 45,075,655    |
| \$ -             | \$ -        | \$ -            | \$ 32,800,000    | \$ 32,800,000       | \$ 13,899,000    |
| \$ -             | \$ -        | \$ -            | \$ 1,799,389,133 | \$ 1,689,597,055    | \$ 1,306,839,538 |
| \$ 206,405,406   | \$ -        | \$ -            | \$ 653,855,632   | \$ 630,655,632      | \$ 604,526,611   |
| \$ -             | \$ -        | \$ -            | \$ 6,000,000     | \$ -                | \$ -             |
| \$ -             | \$ -        | \$ 7,067,866    | \$ 316,614,226   | \$ 316,614,226      | \$ 269,207,955   |
| \$ -             | \$ -        | \$ -            | \$ 636,825       | \$ 636,825          | \$ 636,825       |
| \$ -             | \$ -        | \$ -            | \$ 3,000,000     | \$ 3,000,000        | \$ 3,000,000     |
| \$ -             | \$ -        | \$ -            | \$ 5,515,508     | \$ 5,515,508        | \$ 3,529,823     |
| \$ -             | \$ -        | \$ 821,718      | \$ 54,965,873    | \$ 54,965,873       | \$ 54,965,873    |
| \$ -             | \$ -        | \$ 4,282,426    | \$ 32,461,896    | \$ 32,461,896       | \$ 32,461,896    |
| \$ -             | \$ -        | \$ -            | \$ 252,198,337   | \$ 252,198,337      | \$ 160,468,198   |
| \$ -             | \$ -        | \$ -            | \$ 28,786,187    | \$ 28,786,187       | \$ 6,994,689     |
| \$ -             | \$ -        | \$ -            | \$ 55,050,000    | \$ 47,050,000       | \$ 7,033,333     |
| \$ -             | \$ -        | \$ -            | \$ 62,439,925    | \$ 61,820,122       | \$ 35,877,212    |
| \$ 300,000,000   | \$ -        | \$ -            | \$ 337,160,978   | \$ 337,160,978      | \$ 168,563,430   |
| \$ 628,522,908   | \$ -        | -\$ 160,500,000 | \$ 733,752,007   | \$ 658,583,871      | \$ 513,008,380   |
| \$ 34,575,376    | \$ -        | \$ -            | \$ 43,818,566    | \$ 43,818,566       | \$ 36,318,566    |
| \$ 379,824,995   | \$ -        | \$ -            | \$ 1,252,203,066 | \$ 1,252,203,066    | \$ 1,252,203,066 |

|           |                       |           |          |           |             |           |                       |           |                       |           |                       |
|-----------|-----------------------|-----------|----------|-----------|-------------|-----------|-----------------------|-----------|-----------------------|-----------|-----------------------|
| \$        | -                     | \$        | -        | -\$       | 14,187,616  | \$        | 5,812,384             | \$        | 5,812,384             | \$        | 5,812,184             |
| \$        | 38,217,440            | \$        | -        | \$        | -           | \$        | 29,609,312            | \$        | 29,609,312            | \$        | 29,609,312            |
| \$        | -                     | \$        | -        | \$        | -           | \$        | -                     | \$        | -                     | \$        | -                     |
| \$        | 36,062,608            | \$        | -        | \$        | -           | \$        | 36,062,608            | \$        | 3,404,000             | \$        | -                     |
| \$        | 376,879,496           | \$        | -        | \$        | -           | \$        | 615,201,688           | \$        | 607,201,688           | \$        | 589,365,106           |
| \$        | -                     | \$        | -        | \$        | -           | \$        | 44,832,581            | \$        | 44,832,581            | \$        | 44,832,581            |
| \$        | -                     | \$        | -        | \$        | 38,541,830  | \$        | 31,954,147            | \$        | 31,954,147            | \$        | 31,954,147            |
| \$        | -                     | \$        | -        | \$        | 18,200,309  | \$        | 390,927,481           | \$        | 390,927,481           | \$        | 390,927,481           |
| \$        | -                     | \$        | -        | \$        | 12,490,408  | \$        | 12,450,307            | \$        | 12,450,307            | \$        | 12,450,307            |
| \$        | -                     | \$        | -        | \$        | -           | \$        | 144,135,112           | \$        | 128,009,868           | \$        | 100,179,025           |
| \$        | 1,794,853,776         | \$        | -        | \$        | -           | \$        | 1,385,744,896         | \$        | 1,375,460,851         | \$        | 1,244,487,600         |
| \$        | 30,000,000            | \$        | -        | \$        | -           | \$        | 117,352,646           | \$        | 110,352,646           | \$        | 74,028,043            |
| \$        | -                     | \$        | -        | \$        | -           | \$        | 27,756,917            | \$        | 27,756,917            | \$        | 877,803               |
| \$        | -                     | \$        | -        | \$        | -           | \$        | -                     | \$        | -                     | \$        | -                     |
| \$        | 301,038,765           | \$        | -        | \$        | -           | \$        | 163,978,000           | \$        | 163,978,000           | \$        | 106,528,809           |
| \$        | -                     | \$        | -        | \$        | 5,000,000   | \$        | 77,534,800            | \$        | 68,152,878            | \$        | 64,778,078            |
| \$        | -                     | \$        | -        | \$        | 27,500,000  | \$        | 97,500,000            | \$        | 91,635,330            | \$        | 85,703,604            |
| \$        | -                     | \$        | -        | \$        | -           | \$        | -                     | \$        | -                     | \$        | -                     |
| \$        | -                     | \$        | -        | \$        | -           | \$        | 124,200,000           | \$        | 124,200,000           | \$        | 109,563,035           |
| \$        | -                     | \$        | -        | \$        | -           | \$        | 442,904,110           | \$        | 442,904,110           | \$        | 292,545,202           |
| \$        | -                     | \$        | -        | \$        | -           | \$        | 176,859,000           | \$        | 176,859,000           | \$        | 146,147,477           |
| \$        | -                     | \$        | -        | \$        | -           | \$        | 196,859,000           | \$        | 186,859,000           | \$        | 153,747,292           |
| \$        | -                     | \$        | -        | \$        | -           | \$        | 4,658,024,245         | \$        | 4,658,024,245         | \$        | 4,658,024,245         |
| \$        | -                     | \$        | -        | \$        | -           | \$        | 2,016,321,706         | \$        | 2,016,321,706         | \$        | 2,016,321,706         |
| \$        | 1,480,897,271         | \$        | -        | -\$       | 369,810,290 | \$        | 3,786,728,181         | \$        | 3,786,728,181         | \$        | 3,786,728,181         |
| \$        | -                     | \$        | -        | -\$       | 7,067,866   | \$        | 12,141,238            | \$        | 12,141,238            | \$        | 3,677,238             |
| <b>\$</b> | <b>12,585,179,364</b> | <b>\$</b> | <b>-</b> | <b>\$</b> | <b>-</b>    | <b>\$</b> | <b>33,726,015,853</b> | <b>\$</b> | <b>31,412,262,542</b> | <b>\$</b> | <b>27,016,206,018</b> |

| AÑO         | GRUPO         | PPTO                     | EJECUCION                |
|-------------|---------------|--------------------------|--------------------------|
| 2017        | DOCENCIA      | \$ 14,843,008,519        | \$ 8,608,256,195         |
| 2017        | INVESTIGACION | \$ 1,182,001,194         | \$ 345,171,009           |
| 2017        | EXTENSION     | \$ 4,206,566,446         | \$ 2,161,476,582         |
| 2017        | MODERNIZACION | \$ 8,446,699,139         | \$ 2,751,430,479         |
| <b>2017</b> | <b>TOTAL</b>  | <b>\$ 28,678,275,298</b> | <b>\$ 13,866,334,265</b> |
| 2018        | DOCENCIA      | \$ 13,025,366,985        | \$ 10,091,429,957        |
| 2018        | INVESTIGACION | \$ 700,472,330           | \$ 413,278,675           |
| 2018        | EXTENSION     | \$ 3,511,695,230         | \$ 2,774,239,232         |
| 2018        | MODERNIZACION | \$ 5,008,462,357         | \$ 3,756,346,768         |
| <b>2018</b> | <b>TOTAL</b>  | <b>\$ 22,245,996,902</b> | <b>\$ 17,035,294,631</b> |
| 2019        | DOCENCIA      | \$ 17,206,816,183        | \$ 13,331,016,354        |
| 2019        | INVESTIGACION | \$ 2,533,886,777         | \$ 1,545,576,912         |
| 2019        | EXTENSION     | \$ 3,671,766,338         | \$ 3,309,785,983         |
| 2019        | MODERNIZACION | \$ 6,852,125,150         | \$ 5,303,414,014         |
| <b>2019</b> | <b>TOTAL</b>  | <b>\$ 30,264,594,448</b> | <b>\$ 23,489,793,263</b> |
| 2020        | DOCENCIA      | \$ 17,350,162,435        | \$ 11,309,887,313        |
| 2020        | INVESTIGACION | \$ 2,354,611,299         | \$ 744,804,520           |
| 2020        | EXTENSION     | \$ 2,731,306,033         | \$ 1,725,509,189         |
| 2020        | MODERNIZACION | \$ 7,932,692,825         | \$ 3,093,033,037         |
| <b>2020</b> | <b>TOTAL</b>  | <b>\$ 30,368,772,592</b> | <b>\$ 16,873,234,059</b> |

| AÑO       | GRUPO         | PPTO                      | EJECUCION                |
|-----------|---------------|---------------------------|--------------------------|
| CUATRENIO | DOCENCIA      | \$ 62,425,354,122         | \$ 43,340,589,819        |
| CUATRENIO | INVESTIGACION | \$ 6,770,971,600          | \$ 3,048,831,116         |
| CUATRENIO | EXTENSION     | \$ 14,121,334,047         | \$ 9,971,010,986         |
| CUATRENIO | MODERNIZACION | \$ 28,239,979,471         | \$ 14,904,224,298        |
| CUATRENIO | <b>TOTAL</b>  | <b>\$ 111,557,639,240</b> | <b>\$ 71,264,656,218</b> |

92679336400.00

25000000000.00

117679336400.00

95%






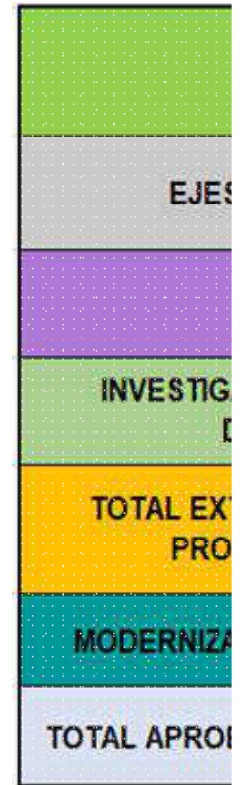


| %          | FUENTE      |
|------------|-------------|
| 58%        | PAGINA IUE  |
| 29%        | PAGINA IUE  |
| 51%        | PAGINA IUE  |
| 33%        | PAGINA IUE  |
| <b>48%</b> | PAGINA IUE  |
| 77%        | PAGINA IUE  |
| 59%        | PAGINA IUE  |
| 79%        | PAGINA IUE  |
| 75%        | PAGINA IUE  |
| <b>77%</b> | PAGINA IUE  |
| 77%        | PAGINA IUE  |
| 61%        | PAGINA IUE  |
| 90%        | PAGINA IUE  |
| 77%        | PAGINA IUE  |
| <b>78%</b> | PAGINA IUE  |
| 65%        | CIERRE 2020 |
| 32%        | CIERRE 2020 |
| 63%        | CIERRE 2020 |
| 39%        | CIERRE 2020 |
| <b>56%</b> | CIERRE 2020 |

| %   | PPTO NO EJECUTADO |
|-----|-------------------|
| 69% | \$ 19,084,764,303 |
| 45% | \$ 3,722,140,484  |
| 71% | \$ 4,150,323,061  |
| 53% | \$ 13,335,755,173 |
| 64% | \$ 40,292,983,022 |

% DE PPTOS

|      |                   |      |
|------|-------------------|------|
| 56%  | \$ 59,072,547,220 | 73%  |
| 6%   | \$ 5,094,572,060  | 60%  |
| 13%  | \$ 7,011,537,780  | 142% |
| 25%  | \$ 21,500,709,350 | 69%  |
| 100% | \$ 92,679,366,410 |      |



\$3

\$5

PRES  
PROV

\$

Doc

Inve

Extens

**social**

**Model  
Organ**

## EJECUCION ACUMULADA ENERO A SEPTIEMBRE- 2017

| ES ESTRATÉGICOS                    | Presupuesto Aprobado Septiembre- 2017 | Ejecución Septiembre - 2017 | Ejecución Enero |
|------------------------------------|---------------------------------------|-----------------------------|-----------------|
| DOCENCIA                           | \$14,843,008,519                      | \$882,015,363               | \$8,6           |
| ACION, INNOVACIÓN Y DESARROLLO     | \$1,182,001,194                       | \$45,576,419                | \$34            |
| TENSIÓN ACADEMICA Y VECCIÓN SOCIAL | \$ 4,206,566,446                      | \$ 563,978,121              | \$ 2,           |
| ACION ORGANIZACIONAL               | \$ 8,446,699,139                      | \$ 940,919,914              | \$ 2,           |
| BADO A SEPTIEMBRE-2017             | \$28,678,275,298                      | \$2,432,489,817             | \$13,           |

SIÓN PEDI EJECUCIÓN 2018



**\$ 22.245.996.902**  
 INVERSIÓN TOTAL ACUMULADA  
 77% EJECUTADO

**13.025.366.985**



DOCENCIA/

**700.472.330**



INVESTIGA/

3.511.695.230



EXTENSIÓN  
PROYECCIÓN

5.008.462.357



MODERNIZACIÓN  
ORGANIZACIÓN

SUPUESTO APROBADO,  
AFECTADO Y EJECUTADO  
A DICIEMBRE 2019

**\$30.264.594.448**

Presupuesto aprobado



**\$23**

Ejecutado

|                              | Presupuesto<br>diciembre 2019 | Ejecutado<br>acumulado |
|------------------------------|-------------------------------|------------------------|
| <b>Comunicación</b>          | \$17.206.816.183              | \$13.300.000.000       |
| <b>Investigación</b>         | \$2.533.886.777               | \$1.540.000.000        |
| <b>Extensión, proyección</b> | \$3.671.766.338               | \$3.300.000.000        |

Administración y Empresarial

\$5.071.700.000

\$5.000

Organización Organizacional



\$6.852.125.150

\$5.300

|  |
|--|
|  |
| ión Acumulado<br>a Septiembre-<br>2017 |
| 08,256,195                             |
| 45,171,009                             |
| 161,476,582                            |
| 751,430,479                            |
| 866,334,265                            |

## Proyecto Social de Alta Calidad

PLAN DE DESARROLLO 2017-2020

A

ACCIÓN



Y  
IN SOCIAL

ZACIÓN  
ACIONAL



**Proyecto Social  
de Alta Calidad**

PLAN DE DESARROLLO 2017-2020

**5.489.793.263**

ucción 2019

| <b>ecución<br/>ulada 2019</b> | <b>% de ejecución<br/>acumulada 2019</b> |
|-------------------------------|--|
| <b>31.016.354</b>             | <b>77%</b>                               |
| <b>45.576.912</b>             | <b>61%</b>                               |
| <b>19 785 983</b>             | <b>90%</b>                               |

03.700.000

03.414.014

03.414.014

62%

## PROYECTOS

### NÓMINA DOCENTES

Internacionalización en casa

Fondo de Movilidad Internacional

Aseguramiento de la Calidad

Ampliación de la Oferta Académica

DIGITALIZACIÓN DE CONTENIDOS DE FORMACIÓN

SUELDOS Y VACACIONES ADTIVOS

SUELDOS Y VACACIONES DOCENTES CÁTEDRA

SUELDOS Y VACACIONES DOCENTES DE PLANTA Y OCASIONALES

Fortalecimiento del Programa de Permanencia

### DOCENCIA

Programa de Formación de Investigadores

Planes de Formación y Promoción en Investigación

Renovación Bases de Datos de Indexación Científica

Generación de Nuevo Conocimiento por Parte de los Grupos de Investigación

Fomento de la Gestión del Conocimiento

Internacionalización de la investigación

Fondo editorial institucional - municipal

Desarrollo Tecnológico e Innovación con Transferencia de Conocimiento

Promoción de la Circulación del Conocimiento

### INVESTIGACIÓN

Fortalecimiento de la Educación Continua

Promoción de los Servicios Asistenciales

Gestión de Proyectos de Extensión

Promoción de la Gestión Social

Gestión de la internacionalización

Gestión Emprendedora y Empresarial

Gestión de las Relaciones con los Egresados

### EXTENSIÓN ACADÉMICA

Gestión de Servicios de Biblioteca

Fortalecimiento de la Marca IUE como Elemento Corporativo

Fortalecimiento de Laboratorios

Fortalecimiento del Sistema de Gestión Documental

Programa de bienestar social laboral y sistema de estímulos e incentivos para los funcionarios publ

Mejora y Acondicionamiento de infraestructura Física

Servicios Públicos

Seguros Generales

Construcción Bloque Posgrados, Biblioteca, Centro de Investigaciones y Consultoría

Plan Integral de Manejo Ambiental

Actualización del Recurso Tecnológico

FORTALECIMIENTO DE LOS SISTEMAS DE INFORMACIÓN

### MODERNIZACIÓN ORGANIZACIONAL

### TOTAL PRESUPUESTO PROYECTOS



## DATOS

| APROPIACIÓN INICIAL | ADICIONES        | REDUCCIONES   | TRANSFERENCIA   | CERTIFICADOS      |
|---------------------|------------------|---------------|-----------------|-------------------|
| \$872 M             | \$380 M          | \$00 M        | \$00 M          | \$1,252 M         |
| \$101 M             | \$00 M           | \$00 M        | \$00 M          | \$55 M            |
| \$34 M              | \$84 M           | \$00 M        | \$00 M          | \$14 M            |
| \$80 M              | \$35 M           | \$00 M        | \$00 M          | \$68 M            |
| \$31 M              | \$00 M           | \$00 M        | \$00 M          | \$20 M            |
| \$75 M              | \$900 M          | \$00 M        | \$00 M          | \$139 M           |
| \$5,559 M           | \$00 M           | \$00 M        | \$00 M          | \$4,658 M         |
| \$2,145 M           | \$00 M           | \$00 M        | \$00 M          | \$2,016 M         |
| \$3,241 M           | \$1,481 M        | \$00 M        | -\$370 M        | \$3,787 M         |
| \$1,302 M           | \$1,029 M        | \$00 M        | \$00 M          | \$1,215 M         |
| <b>\$13,442 M</b>   | <b>\$3,908 M</b> | <b>\$00 M</b> | <b>-\$370 M</b> | <b>\$13,224 M</b> |
| \$99 M              | \$30 M           | \$00 M        | \$00 M          | \$117 M           |
| \$00 M              | \$36 M           | \$00 M        | \$00 M          | \$36 M            |
| \$00 M              | \$301 M          | \$00 M        | \$00 M          | \$164 M           |
| \$448 M             | \$576 M          | \$00 M        | \$00 M          | \$544 M           |
| \$00 M              | \$00 M           | \$00 M        | \$00 M          | \$00 M            |
| \$142 M             | \$00 M           | \$00 M        | \$00 M          | \$29 M            |
| \$578 M             | \$15 M           | \$00 M        | \$00 M          | \$205 M           |
| \$20 M              | \$00 M           | \$00 M        | \$00 M          | \$00 M            |
| \$109 M             | \$00 M           | \$00 M        | \$00 M          | \$28 M            |
| <b>\$1,396 M</b>    | <b>\$959 M</b>   | <b>\$00 M</b> | <b>\$00 M</b>   | <b>\$1,123 M</b>  |
| \$544 M             | \$00 M           | \$00 M        | \$00 M          | \$364 M           |
| \$20 M              | \$00 M           | \$00 M        | \$00 M          | \$00 M            |
| \$1,913 M           | \$00 M           | \$00 M        | \$00 M          | \$1,799 M         |
| \$00 M              | \$00 M           | \$00 M        | \$00 M          | \$00 M            |
| \$86 M              | \$17 M           | \$00 M        | \$00 M          | \$71 M            |
| \$79 M              | \$00 M           | \$00 M        | \$00 M          | \$06 M            |
| \$73 M              | \$00 M           | \$00 M        | \$00 M          | \$33 M            |
| <b>\$2,715 M</b>    | <b>\$17 M</b>    | <b>\$00 M</b> | <b>\$00 M</b>   | <b>\$2,273 M</b>  |
| \$460 M             | \$206 M          | \$00 M        | \$00 M          | \$654 M           |
| \$333 M             | \$190 M          | \$00 M        | \$00 M          | \$197 M           |
| \$51 M              | \$00 M           | \$00 M        | \$00 M          | \$11 M            |
| \$00 M              | \$160 M          | \$00 M        | -\$160 M        | \$00 M            |
| \$379 M             | \$00 M           | \$00 M        | \$00 M          | \$144 M           |
| \$515 M             | \$629 M          | \$00 M        | -\$161 M        | \$734 M           |
| \$177 M             | \$00 M           | \$00 M        | \$00 M          | \$177 M           |
| \$75 M              | \$00 M           | \$00 M        | \$28 M          | \$98 M            |
| \$00 M              | \$2,000 M        | \$00 M        | \$00 M          | \$2,000 M         |
| \$30 M              | \$00 M           | \$00 M        | \$00 M          | \$00 M            |
| \$778 M             | \$1,265 M        | \$00 M        | -\$120 M        | \$1,895 M         |
| \$237 M             | \$448 M          | \$00 M        | \$253 M         | \$937 M           |
| <b>\$3,035 M</b>    | <b>\$4,898 M</b> | <b>\$00 M</b> | <b>-\$160 M</b> | <b>\$6,847 M</b>  |
| <b>\$20,587 M</b>   | <b>\$9,781 M</b> | <b>\$00 M</b> | <b>-\$530 M</b> | <b>\$23,467 M</b> |



## 5 A DICIEMBRE 2020

| REGISTRO/COMPROMISO | PRESUPUESTO TOTAL | EJECUCIÓN         | \$ PPTO Total Disponible Por Ejecutar | % PPTO Total disponible |
|---------------------|-------------------|-------------------|---------------------------------------|-------------------------|
| \$1,252 M           | \$1,252 M         | \$1,252 M         |                                       |                         |
| \$47 M              | \$101 M           | \$07 M            | \$94 M                                | 93.0%                   |
| \$14 M              | \$118 M           | \$00 M            | \$118 M                               | 100.0%                  |
| \$68 M              | \$115 M           | \$65 M            | \$50 M                                | 43.3%                   |
| \$20 M              | \$31 M            | \$00 M            | \$31 M                                | 100.0%                  |
| \$137 M             | \$975 M           | \$134 M           | \$841 M                               | 86.3%                   |
| \$4,658 M           | \$5,559 M         | \$4,658 M         |                                       |                         |
| \$2,016 M           | \$2,145 M         | \$2,016 M         |                                       |                         |
| \$3,787 M           | \$4,352 M         | \$3,787 M         |                                       |                         |
| \$946 M             | \$2,332 M         | \$643 M           | \$1,689 M                             | 72.4%                   |
| <b>\$12,944 M</b>   | <b>\$16,980 M</b> | <b>\$11,310 M</b> | <b>\$2,823 M</b>                      | <b>16.6%</b>            |
| \$110 M             | \$129 M           | \$74 M            | \$55 M                                | 42.7%                   |
| \$03 M              | \$36 M            | \$00 M            | \$36 M                                | 100.0%                  |
| \$164 M             | \$301 M           | \$107 M           | \$195 M                               | 64.6%                   |
| \$452 M             | \$1,024 M         | \$409 M           | \$616 M                               | 60.1%                   |
| \$00 M              | \$00 M            | \$00 M            | \$00 M                                | 0.0%                    |
| \$29 M              | \$142 M           | \$07 M            | \$135 M                               | 95.1%                   |
| \$171 M             | \$593 M           | \$147 M           | \$446 M                               | 75.1%                   |
| \$00 M              | \$20 M            | \$00 M            | \$20 M                                | 100.0%                  |
| \$28 M              | \$109 M           | \$01 M            | \$108 M                               | 99.2%                   |
| <b>\$957 M</b>      | <b>\$2,355 M</b>  | <b>\$745 M</b>    | <b>\$1,610 M</b>                      | <b>68.4%</b>            |
| \$360 M             | \$544 M           | \$360 M           | \$184 M                               | 33.9%                   |
| \$00 M              | \$20 M            | \$00 M            | \$20 M                                | 100.0%                  |
| \$1,690 M           | \$1,913 M         | \$1,307 M         | \$606 M                               | 31.7%                   |
| \$00 M              | \$00 M            | \$00 M            | \$00 M                                | 0.0%                    |
| \$71 M              | \$103 M           | \$45 M            | \$57 M                                | 56.0%                   |
| \$00 M              | \$79 M            | \$00 M            | \$79 M                                | 100.0%                  |
| \$33 M              | \$73 M            | \$14 M            | \$59 M                                | 80.8%                   |
| <b>\$2,153 M</b>    | <b>\$2,731 M</b>  | <b>\$1,726 M</b>  | <b>\$1,006 M</b>                      | <b>36.8%</b>            |
| \$631 M             | \$667 M           | \$605 M           | \$62 M                                | 9.3%                    |
| \$153 M             | \$523 M           | \$128 M           | \$394 M                               | 75.4%                   |
| \$11 M              | \$51 M            | \$11 M            | \$40 M                                | 78.4%                   |
| \$00 M              | \$00 M            | \$00 M            | \$00 M                                | 0.0%                    |
| \$128 M             | \$379 M           | \$100 M           | \$279 M                               | 73.6%                   |
| \$659 M             | \$983 M           | \$513 M           | \$470 M                               | 47.8%                   |
| \$177 M             | \$177 M           | \$146 M           | \$31 M                                | 17.4%                   |
| \$92 M              | \$103 M           | \$86 M            | \$17 M                                | 16.4%                   |
| \$864 M             | \$2,000 M         | \$860 M           | \$1,140 M                             | 57.0%                   |
| \$00 M              | \$30 M            | \$00 M            | \$30 M                                | 100.0%                  |
| \$1,542 M           | \$1,923 M         | \$334 M           | \$1,588 M                             | 82.6%                   |
| \$937 M             | \$938 M           | \$309 M           | \$629 M                               | 67.0%                   |
| <b>\$5,193 M</b>    | <b>\$7,933 M</b>  | <b>\$3,093 M</b>  | <b>\$4,840 M</b>                      | <b>61.0%</b>            |
| <b>\$21,247 M</b>   | <b>\$29,999 M</b> | <b>\$16,873 M</b> | <b>\$10,278 M</b>                     | <b>34.3%</b>            |







| % Ejecución-Acumulado PPTO total | \$ PPTO Certificados Por Ejecutar | % PPTO Total disponible Certificados | % Ejecución-Acumulado Certificados | \$ PPTO Compromiso Por Ejecutar | % PPTO Total disponible Compromisos | % Ejecución-Acumulado Compromisos |
|----------------------------------|-----------------------------------|--------------------------------------|------------------------------------|---------------------------------|-------------------------------------|-----------------------------------|
|                                  |                                   |                                      |                                    |                                 |                                     |                                   |
| 7.0%                             | \$48 M                            | 87.2%                                | 12.8%                              | \$40 M                          | 85.1%                               | 14.9%                             |
| 0.0%                             | \$14 M                            | 100.0%                               | 0.0%                               | \$14 M                          | 100.0%                              | 0.0%                              |
| 56.7%                            | \$03 M                            | 4.6%                                 | 95.4%                              | \$03 M                          | 4.6%                                | 95.4%                             |
| 0.0%                             | \$20 M                            | 100.0%                               | 0.0%                               | \$20 M                          | 100.0%                              | 0.0%                              |
| 13.7%                            | \$05 M                            | 3.8%                                 | 96.2%                              | \$03 M                          | 2.4%                                | 97.6%                             |
|                                  |                                   |                                      |                                    |                                 |                                     |                                   |
|                                  |                                   |                                      |                                    |                                 |                                     |                                   |
|                                  |                                   |                                      |                                    |                                 |                                     |                                   |
| 27.6%                            | \$572 M                           | 47.1%                                | 52.9%                              | \$302 M                         | 24.9%                               | 68.0%                             |
| <b>66.6%</b>                     | <b>\$1,914 M</b>                  | <b>14.5%</b>                         | <b>85.5%</b>                       | <b>\$1,634 M</b>                | <b>12.4%</b>                        | <b>87.4%</b>                      |
| 57.3%                            | \$43 M                            | 36.9%                                | 63.1%                              | \$36 M                          | 31.0%                               | 67.1%                             |
| 0.0%                             | \$36 M                            | 100.0%                               | 0.0%                               | \$03 M                          | 9.4%                                | 0.0%                              |
| 35.4%                            | \$57 M                            | 35.0%                                | 65.0%                              | \$57 M                          | 35.0%                               | 65.0%                             |
| 39.9%                            | \$135 M                           | 24.8%                                | 75.2%                              | \$43 M                          | 7.9%                                | 90.5%                             |
| 0.0%                             | \$00 M                            | 0.0%                                 | 0.0%                               | \$00 M                          | 0.0%                                | 0.0%                              |
| 4.9%                             | \$22 M                            | 75.7%                                | 24.3%                              | \$22 M                          | 75.7%                               | 24.3%                             |
| 24.9%                            | \$57 M                            | 27.9%                                | 72.1%                              | \$23 M                          | 11.4%                               | 86.4%                             |
| 0.0%                             | \$00 M                            | 0.0%                                 | 0.0%                               | \$00 M                          | 0.0%                                | 0.0%                              |
| 0.8%                             | \$27 M                            | 96.8%                                | 3.2%                               | \$27 M                          | 96.8%                               | 3.2%                              |
| <b>31.6%</b>                     | <b>\$378 M</b>                    | <b>33.7%</b>                         | <b>66.3%</b>                       | <b>\$212 M</b>                  | <b>18.9%</b>                        | <b>77.8%</b>                      |
| 66.1%                            | \$05 M                            | 1.2%                                 | 98.8%                              | \$00 M                          | 0.0%                                | 100.0%                            |
| 0.0%                             | \$00 M                            | 0.0%                                 | 0.0%                               | \$00 M                          | 0.0%                                | 0.0%                              |
| 68.3%                            | \$493 M                           | 27.4%                                | 72.6%                              | \$383 M                         | 21.3%                               | 77.3%                             |
| 0.0%                             | \$00 M                            | 0.0%                                 | 0.0%                               | \$00 M                          | 0.0%                                | 0.0%                              |
| 44.0%                            | \$26 M                            | 36.6%                                | 63.4%                              | \$26 M                          | 36.6%                               | 63.4%                             |
| 0.0%                             | \$06 M                            | 100.0%                               | 0.0%                               | \$00 M                          | 0.0%                                | 0.0%                              |
| 19.2%                            | \$19 M                            | 57.6%                                | 42.4%                              | \$19 M                          | 57.6%                               | 42.4%                             |
| <b>63.2%</b>                     | <b>\$548 M</b>                    | <b>24.1%</b>                         | <b>75.9%</b>                       | <b>\$428 M</b>                  | <b>18.8%</b>                        | <b>80.1%</b>                      |
| 90.7%                            | \$49 M                            | 7.5%                                 | 92.5%                              | \$26 M                          | 4.0%                                | 95.9%                             |
| 24.6%                            | \$69 M                            | 34.9%                                | 65.1%                              | \$25 M                          | 12.6%                               | 83.8%                             |
| 21.6%                            | \$00 M                            | 0.0%                                 | 100.0%                             | \$00 M                          | 0.0%                                | 100.0%                            |
| 0.0%                             | \$00 M                            | 0.0%                                 | 0.0%                               | \$00 M                          | 0.0%                                | 0.0%                              |
| 26.4%                            | \$44 M                            | 30.5%                                | 69.5%                              | \$28 M                          | 19.3%                               | 78.3%                             |
| 52.2%                            | \$221 M                           | 30.1%                                | 69.9%                              | \$146 M                         | 19.8%                               | 77.9%                             |
| 82.6%                            | \$31 M                            | 17.4%                                | 82.6%                              | \$31 M                          | 17.4%                               | 82.6%                             |
| 83.6%                            | \$12 M                            | 12.1%                                | 87.9%                              | \$06 M                          | 6.1%                                | 93.5%                             |
| 43.0%                            | \$1,140 M                         | 57.0%                                | 43.0%                              | \$04 M                          | 0.2%                                | 99.5%                             |
| 0.0%                             | \$00 M                            | 0.0%                                 | 0.0%                               | \$00 M                          | 0.0%                                | 0.0%                              |
| 17.4%                            | \$1,561 M                         | 82.4%                                | 17.6%                              | \$1,207 M                       | 63.7%                               | 21.7%                             |
| 33.0%                            | \$628 M                           | 67.0%                                | 33.0%                              | \$627 M                         | 66.9%                               | 33.0%                             |
| <b>39.0%</b>                     | <b>\$3,754 M</b>                  | <b>54.8%</b>                         | <b>45.2%</b>                       | <b>\$2,100 M</b>                | <b>30.7%</b>                        | <b>59.6%</b>                      |
| <b>56.2%</b>                     | <b>\$6,594 M</b>                  | <b>28.1%</b>                         | <b>71.9%</b>                       | <b>\$4,374 M</b>                | <b>18.6%</b>                        | <b>79.4%</b>                      |







|   |               |                        |    |                              |     |
|---|---------------|------------------------|----|------------------------------|-----|
|   |               | 3 INVERSION            | 02 | ESTAMPILLA                   | 230 |
|   |               | 3 INVERSION            | 01 | PROPIOS                      | 230 |
|   |               | 3 INVERSION            | 02 | ESTAMPILLA                   | 230 |
|   |               | 3 INVERSION            | 04 | COOFINANCIADO                | 230 |
|   |               | 3 INVERSION            | 01 | PROPIOS                      | 230 |
|   |               | 3 INVERSION            | 02 | ESTAMPILLA                   | 230 |
|   |               | 3 INVERSION            | 01 | PROPIOS                      | 230 |
|   |               | 3 INVERSION            | 02 | ESTAMPILLA                   | 230 |
|   |               | 3 INVERSION            | 02 | ESTAMPILLA                   | 230 |
|   |               | 3 INVERSION            | 01 | PROPIOS                      | 230 |
|   |               | 3 INVERSION            | 02 | ESTAMPILLA                   | 230 |
|   |               | 3 INVERSION            | 01 | PROPIOS                      | 230 |
|   |               | 3 INVERSION            | 01 | PROPIOS                      | 230 |
|   |               | 3 INVERSION            | 01 | PROPIOS                      | 230 |
|   |               | 3 INVERSION            | 01 | PROPIOS                      | 230 |
|   |               | 3 INVERSION            | 02 | ESTAMPILLA                   | 230 |
|   |               | 3 INVERSION            | 01 | PROPIOS                      | 230 |
|   |               | 3 INVERSION            | 01 | PROPIOS                      | 230 |
|   |               | 3 INVERSION            | 02 | ESTAMPILLA                   | 230 |
| 7 | Inversión     | 3 INVERSION            | 01 | PROPIOS                      | 231 |
| 7 | Inversión     | 3 INVERSION            | 01 | PROPIOS                      | 231 |
| 7 | Inversión     | 3 INVERSION            | 08 | FORTALECIMIENTO A LA EDU SUP | 231 |
| 7 | Inversión     | 3 INVERSION            | 01 | PROPIOS                      | 231 |
| 7 | Inversión     | 3 INVERSION            | 01 | PROPIOS                      | 231 |
| 7 | Inversión     | 3 INVERSION            | 01 | PROPIOS                      | 231 |
| 7 | Inversión     | 3 INVERSION            | 01 | PROPIOS                      | 231 |
| 7 | Inversión     | 3 INVERSION            | 01 | PROPIOS                      | 231 |
| 7 | Inversión     | 3 INVERSION            | 01 | PROPIOS                      | 231 |
| 7 | Inversión     | 3 INVERSION            | 02 | ESTAMPILLA                   | 231 |
| 7 | Inversión     | 3 INVERSION            | 01 | PROPIOS                      | 231 |
| 7 | Inversión     | 3 INVERSION            | 08 | FORTALECIMIENTO A LA EDU SUP | 231 |
| 7 | Inversión     | 3 INVERSION            | 01 | PROPIOS                      | 231 |
| 7 | Inversión     | 3 INVERSION            | 08 | FORTALECIMIENTO A LA EDU SUP | 231 |
| 7 | Inversión     | 3 INVERSION            | 01 | PROPIOS                      | 231 |
| 7 | Inversión     | 3 INVERSION            | 01 | PROPIOS                      | 231 |
| 7 | Inversión     | 3 INVERSION            | 01 | PROPIOS                      | 231 |
| 7 | Inversión     | 3 INVERSION            | 02 | ESTAMPILLA                   | 231 |
| 7 | Inversión     | 3 INVERSION            | 01 | PROPIOS                      | 231 |
| 7 | Inversión     | 3 INVERSION            | 01 | PROPIOS                      | 231 |
| 7 | Inversión     | 3 INVERSION            | 01 | PROPIOS                      | 231 |
| 7 | Inversión     | 3 INVERSION            | 01 | PROPIOS                      | 231 |
| 7 | Inversión     | 3 INVERSION            | 01 | PROPIOS                      | 231 |
| 7 | Inversión     | 3 INVERSION            | 01 | PROPIOS                      | 231 |
| 7 | Inversión     | 3 INVERSION            | 01 | PROPIOS                      | 231 |
| 7 | Inversión     | 3 INVERSION            | 01 | PROPIOS                      | 231 |
| 7 | Inversión     | 3 INVERSION            | 01 | PROPIOS                      | 231 |
| 7 | Inversión     | 3 INVERSION            | 01 | PROPIOS                      | 231 |
| 7 | Inversión     | 3 INVERSION            | 01 | PROPIOS                      | 231 |
| 7 | Inversión     | 3 INVERSION            | 01 | PROPIOS                      | 231 |
| 6 | Deuda interna | 2 SERVICIOS A LA DEUDA | 01 | PROPIOS                      | 221 |
| 6 | Deuda interna | 2 SERVICIOS A LA DEUDA | 01 | PROPIOS                      | 222 |

| nom_cue            | rubro             |
|--------------------|-------------------|
| GASTOS DE PERSONAL | F2111100010010001 |
| GASTOS DE PERSONAL | F2111100020010001 |
| GASTOS DE PERSONAL | F2111100040010001 |
| GASTOS DE PERSONAL | F2111100050010001 |
| GASTOS DE PERSONAL | F2111100060010001 |
| GASTOS DE PERSONAL | F2111100120010001 |
| GASTOS DE PERSONAL | F2111100130010001 |
| GASTOS DE PERSONAL | F2111100140010001 |
| GASTOS DE PERSONAL | F2111110010010001 |
| GASTOS DE PERSONAL | F2111110030010001 |
| GASTOS DE PERSONAL | F2111120010010001 |
| GASTOS DE PERSONAL | F2111120020010001 |
| GASTOS DE PERSONAL | F2111120030010001 |
| GASTOS DE PERSONAL | F2111120040010001 |
| GASTOS DE PERSONAL | F2111130010010001 |
| GASTOS GENERALES   | F2121200010010001 |
| GASTOS GENERALES   | F2121210020010001 |
| GASTOS GENERALES   | F2121210030010001 |
| GASTOS GENERALES   | F2121210040010001 |
| GASTOS GENERALES   | F2121210060010001 |
| GASTOS GENERALES   | F2121210070010001 |
| GASTOS GENERALES   | F2121210090010001 |
| GASTOS GENERALES   | F2121210100010001 |
| GASTOS GENERALES   | F2121210120010001 |
| GASTOS GENERALES   | F2121210140010001 |
| GASTOS GENERALES   | F2121210150010001 |
| TRANSFERENCIAS     | F2131310010010001 |
| TRANSFERENCIAS     | F2131310020010001 |
| TRANSFERENCIAS MEN | F3160020040200008 |
| TRANSFERENCIAS MEN | F3160030010200007 |
| TRANSFERENCIAS MEN | F3160030010200107 |
| TRANSFERENCIAS MEN | F3160030010200207 |
| ACADEMICO          | I2300011110180102 |
| ACADEMICO          | I2300011110180105 |
| ACADEMICO          | I2300011110180201 |
| ACADEMICO          | I2300011110180301 |
| ACADEMICO          | I2300011110180302 |
| ACADEMICO          | I2300011130180101 |
| ACADEMICO          | I2300011140180101 |
| ACADEMICO          | I2300011140180102 |
| ACADEMICO          | I2300011160180101 |
| ACADEMICO          | I2300011160180102 |
| ACADEMICO          | I2300011210180101 |
| ACADEMICO          | I2300011220180101 |
| ACADEMICO          | I2300011310180101 |
| ACADEMICO          | I2300011310180102 |
| ACADEMICO          | I2300011310180105 |
| ACADEMICO          | I2300011310180201 |
| ACADEMICO          | I2300011310180202 |
| ACADEMICO          | I2300011310180301 |
| ACADEMICO          | I2300011310180302 |
| ACADEMICO          | I2300011310180305 |
| ACADEMICO          | I2300011310180401 |
| ACADEMICO          | I2300011310180402 |
| ACADEMICO          | I2300011310180602 |
| ACADEMICO          | I2300011310180702 |
| ACADEMICO          | I2300011310180801 |
| ACADEMICO          | I2300011310180901 |
| ACADEMICO          | I2300022120180102 |
| ACADEMICO          | I2300022120180105 |

|                                |                   |
|--------------------------------|-------------------|
| ACADEMICO                      | I2300022120180202 |
| ACADEMICO                      | I2300022210180101 |
| ACADEMICO                      | I2300022210180102 |
| ACADEMICO                      | I2300022210180204 |
| ACADEMICO                      | I2300022230180101 |
| ACADEMICO                      | I2300022230180102 |
| ACADEMICO                      | I2300022310180101 |
| ACADEMICO                      | I2300022310180102 |
| ACADEMICO                      | I2300022320180102 |
| ACADEMICO                      | I2300022330180101 |
| ACADEMICO                      | I2300022330180102 |
| ACADEMICO                      | I2300033110180101 |
| ACADEMICO                      | I2300033220180101 |
| ACADEMICO                      | I2300033230180101 |
| ACADEMICO                      | I2300033240180101 |
| ACADEMICO                      | I2300033240180102 |
| ACADEMICO                      | I2300033250180101 |
| ACADEMICO                      | I2300033260180101 |
| ACADEMICO                      | I2300044110180102 |
| INVERSION SOCIAL               | I2310044130180101 |
| INVERSION SOCIAL               | I2310044130180201 |
| INVERSION SOCIAL               | I2310044130200108 |
| INVERSION SOCIAL               | I2310044210180101 |
| INVERSION SOCIAL               | I2310044410180101 |
| INVERSION SOCIAL               | I2310044410180201 |
| INVERSION SOCIAL               | I2310044410180401 |
| INVERSION SOCIAL               | I2310044410180801 |
| INVERSION SOCIAL               | I2310044420180101 |
| INVERSION SOCIAL               | I2310044430180101 |
| INVERSION SOCIAL               | I2310044430180102 |
| INVERSION SOCIAL               | I2310044510180101 |
| INVERSION SOCIAL               | I2310044510200108 |
| INVERSION SOCIAL               | I2313120010020001 |
| INVERSION SOCIAL               | I2313120010020008 |
| INVERSION SOCIAL               | I2313120020020001 |
| INVERSION SOCIAL               | I2313120040020001 |
| INVERSION SOCIAL               | I2313120050020001 |
| INVERSION SOCIAL               | I2313120060020001 |
| INVERSION SOCIAL               | I2313120100020002 |
| INVERSION SOCIAL               | I2313120110020001 |
| INVERSION SOCIAL               | I2313120120020001 |
| INVERSION SOCIAL               | I2313120130020001 |
| INVERSION SOCIAL               | I2313120140020001 |
| INVERSION SOCIAL               | I2313130010020001 |
| INVERSION SOCIAL               | I2313130020020001 |
| INVERSION SOCIAL               | I2313130030020001 |
| INVERSION SOCIAL               | I2313130040020001 |
| INVERSION SOCIAL               | I2313140010020001 |
| INVERSION SOCIAL               | I2313150010020001 |
| INVERSION SOCIAL               | I2313150020020001 |
| AMORTIZACIÓN                   | S2212100010010001 |
| INTERESES Y GASTOS FINANCIEROS | S222200020010001  |

| nom_rub  | APROPIACIÓN INICIAL |
|--|---------------------|
| SUELDOS Y VACACIONES ADTIVOS   | \$ 5,559,456,121    |
| HORAS EXTRAS Y RECARGOS  | \$ 2,500,000        |
| PRIMA DE VACACIONES  | \$ 236,576,432      |
| PRIMA DE NAVIDAD   | \$ 491,351,051      |
| PRIMA DE SERVICIOS   | \$ 232,026,885      |
| BONIFICACION POR SERVICIOS PRESTADOS   | \$ 159,234,137      |
| BONIFICACION ESPECIAL DE RECREACION  | \$ 30,330,312       |
| PRIMA DE ANTIGUEDAD  | \$ 67,072,485       |
| HONORARIOS Y SERVICIOS   | \$ 310,964,693      |
| SENTENCIAS Y CONCILIACIONES  | \$ 245,000,000      |
| CAJA DE COMPENSACION FAMILIAR  | \$ 224,378,245      |
| APORTES A E.P.S  | \$ 470,053,770      |
| APORTES A PENSION  | \$ 666,210,924      |
| A.R.L.   | \$ 33,498,361       |
| APORTES AL ICBF  | \$ 167,149,864      |
| MATERIALES Y SUMINISTROS   | \$ 252,177,392      |
| VIATICOS, GASTOS DE VIAJE  | \$ 30,000,000       |
| MANTENIMIENTO, REPARACIONES Y EQUIPOS  | \$ 66,903,172       |
| IMPRESOS, PUBLICACIONES, AFILIACIONES Y MEMBRECIAS   | \$ 3,000,000        |
| SERVICIOS PÚBLICOS   | \$ 196,859,000      |
| COMUNICACIONES Y TRANSPORTE  | \$ 6,000,000        |
| SERVICIO DE ASEO   | \$ 248,900,580      |
| SERVICIO DE VIGILANCIA   | \$ 564,990,462      |
| IMPUESTOS, TASAS, CONTRIBUCIONES Y MULTAS  | \$ 6,031,425        |
| GASTOS FINANCIEROS   | \$ 50,000,000       |
| OTROS GASTOS GENERALES   | \$ 20,000,000       |
| CESANTÍAS DEFINITIVAS  | \$ 507,214,704      |
| INTERESES A LAS CESANTÍAS  | \$ 54,594,561       |
| MATERIALES Y SUMINISTROS   | \$ -                |
| ACTUALIZACION DEL RECURSO TECNOLOGICO  | \$ -                |
| FORTALECIMIENTO DEL PROGRAMA DE PERMANENCIA  | \$ -                |
| FORTALECIMIENTO DE LOS SISTEMAS DE INFORMACION   | \$ -                |
| Cualificacion docente  | \$ 48,000,000       |
| PLAN INTEGRAL DE FORMACION DOCENTE   | \$ -                |
| Eventos academicos   | \$ 44,609,629       |
| Membresias y asistencia a eventos de redes   | \$ 28,000,000       |
| Membresias y asistencia a eventos de redes   | \$ -                |
| Internacionalizacion en casa   | \$ 100,827,684      |
| Fondo de movilidad internacional   | \$ 34,456,406       |
| Fondo de movilidad internacional   | \$ -                |
| ASEGURAMIENTO DE LA CALIDAD  | \$ 80,000,000       |
| ASEGURAMIENTO DE LA CALIDAD  | \$ -                |
| Ampliacion de la oferta academica  | \$ 31,200,000       |
| DIGITALIZACION DE CONTENIDOS DE FORMACION  | \$ 74,880,000       |
| FORTALECIMIENTO DEL PROGRAMA DE PERMANENCIA  | \$ 396,568,546      |
| FORTALECIMIENTO DEL PROGRAMA DE PERMANENCIA  | \$ 905,884,883      |
| FORTALECIMIENTO DEL PROGRAMA DE PERMANENCIA  | \$ -                |
| Actividades de promocion y prevencion  | \$ 216,836,360      |
| Actividades de promocion y prevencion  | \$ -                |
| Actividades de fomento artistico y cultural  | \$ 382,239,820      |
| Actividades de fomento artistico y cultural  | \$ -                |
| DOTACION DE INSTRUMENTOS, VESTUARIO Y MAQUINARIA PARA SERVICIOS DE BIENESTAR UNIVERSITARIO | \$ -                |
| Actividades deportivas y recreativas   | \$ 424,215,350      |
| Actividades deportivas y recreativas   | \$ -                |
| Programa de cobertura  | \$ 1,380,567,107    |
| Actividades de Equidad   | \$ 60,512,092       |
| DEVOLUCION DE MATRICULAS   | \$ 7,000,000        |
| SEGURO ESTUDIANTL  | \$ 74,160,000       |
| Programa de Formacion de investigadores  | \$ 99,272,425       |
| PLANES DE FORMACION Y PROMOCION EN INVESTIGACION   | \$ -                |



|   |    |                       |
|---|----|-----------------------|
| RENOVACION BASES DE DATOS DE INDEXACION CIENTIFICA  | \$ | -                     |
| Generacion de nuevo conocimiento por parte de los grupos de investigacion                           | \$ | 64,937,290            |
| Generacion de nuevo conocimiento por parte de los grupos de investigacion                           | \$ | 383,110,638           |
| GENERACION DE NUEVO CONOCIMIENTO POR PARTE DE LOS GRUPOS DE INVESTIGACION                           | \$ | -                     |
| Internacionalizacion de la investigacion  | \$ | 72,459,200            |
| Internacionalizacion de la investigacion  | \$ | 70,000,000            |
| Fondo editorial institucional - municipal   | \$ | 370,420,542           |
| Fondo editorial institucional - municipal   | \$ | 207,641,705           |
| Desarrollo tecnologico e innovacion con transferencia de conocimiento                               | \$ | 19,562,400            |
| Promocion de la circulacion del conocimiento  | \$ | 13,928,800            |
| Promocion de la circulacion del conocimiento  | \$ | 94,772,000            |
| Fortalecimiento de la educacion continua  | \$ | 543,955,000           |
| Promocion de los servicios asistenciales  | \$ | 19,524,772            |
| GESTION DE PROYECTOS DE EXTENSION   | \$ | 1,913,311,145         |
| Gestion de la internacionalizacion  | \$ | 86,027,440            |
| Gestion de la internacionalizacion  | \$ | -                     |
| Gestion emprendedora y empresarial  | \$ | 79,410,300            |
| GESTION DE LAS RELACIONES CON LOS EGRESADOS   | \$ | 72,559,735            |
| Gestion de servicios de biblioteca  | \$ | 460,189,036           |
| Fortalecimiento de la marca IUE como elemento corporativo   | \$ | 332,800,000           |
| FORTALECIMIENTO DE LABORATORIOS   | \$ | 51,202,797            |
| FORTALECIMIENTO DEL SISTEMA DE GESTION DOCUMENTAL   | \$ | -                     |
| Programa de bienestar social laboral y sistema de estímulos e incentivos para los funcionarios publ | \$ | 379,057,967           |
| Mejora y acondicionamiento de infraestructura fisica  | \$ | 514,741,003           |
| SERVICIOS PUBLICOS  | \$ | 176,859,000           |
| SEGUROS GENERALES   | \$ | 75,000,000            |
| CONSTRUCCION BLOQUE POSGRADOS, BIBLIOTECA, CENTRO DE INVESTIGACIONES Y CONSULTORIA                  | \$ | -                     |
| Plan integral de manejo ambiental   | \$ | 30,000,000            |
| Actualizacion del recurso tecnologico   | \$ | 777,831,522           |
| Actualizacion del recurso tecnologico   | \$ | -                     |
| FORTALECIMIENTO DE LOS SISTEMAS DE INFORMACION  | \$ | 237,000,000           |
| FORTALECIMIENTOS DE LOS SISTEMAS DE INFORMACION   | \$ | -                     |
| SUELDOS Y VACACIONES DOCENTES DE PLANTA Y OCASIONALES   | \$ | 3,241,118,996         |
| SUELDOS Y VACACIONES DOCENTES DE PLANTA Y OCASIONALES   | \$ | -                     |
| SUELDOS Y VACACIONES DOCENTES CÁTEDRA   | \$ | 2,145,044,964         |
| PRIMA DE VACACIONES   | \$ | 276,760,605           |
| PRIMA DE NAVIDAD  | \$ | 359,338,917           |
| PRIMA DE SERVICIOS  | \$ | 259,353,783           |
| NÓMINA DOCENTES   | \$ | 872,378,071           |
| BONIFICACION POR SERVICIOS PRESTADOS  | \$ | 120,075,481           |
| BONIFICACION ESPECIAL DE RECREACION   | \$ | 22,871,521            |
| PRIMA DE ANTIGUEDAD   | \$ | 30,028,641            |
| POSGRADOS   | \$ | 774,233,433           |
| CAJA DE COMPENSACION FAMILIAR   | \$ | 247,128,845           |
| APORTES A E.P.S - DOCENTES  | \$ | 546,068,753           |
| APORTES A PENSIÓN - DOCENTES  | \$ | 749,055,517           |
| A.R.L.  | \$ | 39,645,033            |
| APORTES AL ICBF - DOCENTES  | \$ | 186,263,619           |
| CESANTÍAS DEFINITIVAS - DOCENTES  | \$ | 555,391,021           |
| INTERESES A LAS CESANTÍAS - DOCENTES  | \$ | 63,330,763            |
| ENTIDADES FINANCIERAS   | \$ | 678,590,263           |
| INTERESES DE DEUDA Y OTROS GASTOS DE SERVICIO A LA DEUDA  | \$ | 461,594,737           |
|   | \$ | <b>33,966,280,133</b> |

| ADICIONES        | REDUCCIONES | TRANSFERENCIA   | CERTIFICADOS     | REGISTRO/COMPROMISO | EJECUCIÓN        |
|------------------|-------------|-----------------|------------------|---------------------|------------------|
| \$ -             | \$ -        | \$ -            | \$ 5,478,485,666 | \$ 5,478,485,666    | \$ 5,478,485,666 |
| \$ -             | \$ -        | \$ -            | \$ 636,825       | \$ 636,825          | \$ 636,825       |
| \$ -             | \$ -        | \$ 2,405,015    | \$ 238,981,447   | \$ 238,981,447      | \$ 238,981,447   |
| \$ -             | \$ -        | \$ -218,657,752 | \$ 23,353,660    | \$ 23,353,660       | \$ 23,353,660    |
| \$ -             | \$ -        | \$ -            | \$ 228,671,344   | \$ 228,671,344      | \$ 228,671,344   |
| \$ -             | \$ -        | \$ -            | \$ 147,310,054   | \$ 147,310,054      | \$ 147,310,054   |
| \$ -             | \$ -        | \$ -            | \$ 30,242,210    | \$ 30,242,210       | \$ 30,242,210    |
| \$ -             | \$ -        | \$ -            | \$ 44,832,581    | \$ 44,832,581       | \$ 44,832,581    |
| \$ -             | \$ -        | \$ 7,067,866    | \$ 315,812,743   | \$ 315,812,743      | \$ 315,812,743   |
| \$ -             | \$ -        | \$ -            | \$ -             | \$ -                | \$ -             |
| \$ -             | \$ -        | \$ 31,694,590   | \$ 256,072,835   | \$ 256,072,835      | \$ 256,072,835   |
| \$ -             | \$ -        | \$ 67,351,004   | \$ 537,404,774   | \$ 537,404,774      | \$ 537,404,774   |
| \$ -             | \$ -        | \$ 95,083,771   | \$ 759,872,672   | \$ 759,872,672      | \$ 759,872,672   |
| \$ -             | \$ -        | \$ 4,136,144    | \$ 37,577,221    | \$ 37,577,221       | \$ 37,577,221    |
| \$ -             | \$ -        | \$ 17,987,228   | \$ 185,137,092   | \$ 185,137,092      | \$ 185,137,092   |
| \$ -             | \$ -        | \$ -            | \$ 217,868,741   | \$ 217,868,741      | \$ 217,868,741   |
| \$ -             | \$ -        | \$ -7,067,866   | \$ 3,677,238     | \$ 3,677,238        | \$ 3,677,238     |
| \$ -             | \$ -        | \$ -            | \$ 42,131,606    | \$ 42,131,606       | \$ 42,131,606    |
| \$ -             | \$ -        | \$ -            | \$ 3,000,000     | \$ 3,000,000        | \$ 3,000,000     |
| \$ -             | \$ -        | \$ -            | \$ 169,812,282   | \$ 169,812,282      | \$ 169,812,282   |
| \$ -             | \$ -        | \$ -            | \$ 2,922,225     | \$ 2,922,225        | \$ 2,922,225     |
| \$ -             | \$ -        | \$ -            | \$ 124,200,000   | \$ 124,200,000      | \$ 124,200,000   |
| \$ -             | \$ -        | \$ -            | \$ 431,918,485   | \$ 431,918,485      | \$ 431,918,485   |
| \$ -             | \$ -        | \$ -            | \$ 3,529,823     | \$ 3,529,823        | \$ 3,529,823     |
| \$ -             | \$ -        | \$ 14,187,616   | \$ 51,889,872    | \$ 51,889,872       | \$ 51,889,872    |
| \$ -             | \$ -        | \$ -14,187,616  | \$ 5,812,184     | \$ 5,812,184        | \$ 5,812,184     |
| \$ -             | \$ -        | \$ -821,718     | \$ 470,616,517   | \$ 470,616,517      | \$ 470,616,517   |
| \$ -             | \$ -        | \$ 821,718      | \$ 55,416,279    | \$ 55,416,279       | \$ 55,416,279    |
| \$ 300,000,000   | \$ -        | \$ -            | \$ 93,592,978    | \$ 93,592,978       | \$ 93,592,978    |
| \$ 228,000,000   | \$ -        | \$ -130,000,000 | \$ 73,424,246    | \$ 73,424,246       | \$ 73,424,246    |
| \$ 518,079,023   | \$ -        | \$ -            | \$ 107,574,673   | \$ 107,574,673      | \$ 107,574,673   |
| \$ -             | \$ -        | \$ 130,000,000  | \$ 130,000,000   | \$ 130,000,000      | \$ 130,000,000   |
| \$ 63,213,651    | \$ -        | \$ -            | \$ -             | \$ -                | \$ -             |
| \$ 38,217,440    | \$ -        | \$ -            | \$ 29,609,312    | \$ 29,609,312       | \$ 29,609,312    |
| \$ -             | \$ -        | \$ -            | \$ 31,609,629    | \$ 31,609,629       | \$ 25,748,800    |
| \$ -             | \$ -        | \$ -            | \$ 25,690,045    | \$ 25,690,045       | \$ 25,690,045    |
| \$ 34,575,376    | \$ -        | \$ -            | \$ 16,168,913    | \$ 16,168,913       | \$ 16,168,913    |
| \$ -             | \$ -        | \$ -            | \$ 21,099,999    | \$ 21,099,999       | \$ 21,099,999    |
| \$ -             | \$ -        | \$ -            | \$ -             | \$ -                | \$ -             |
| \$ 83,583,600    | \$ -        | \$ -            | \$ -             | \$ -                | \$ -             |
| \$ -             | \$ -        | \$ -            | \$ 61,339,353    | \$ 61,339,353       | \$ 61,339,353    |
| \$ 34,671,789    | \$ -        | \$ -            | \$ 34,671,789    | \$ 34,671,789       | \$ 34,671,789    |
| \$ -             | \$ -        | \$ -            | \$ 19,687,971    | \$ 19,687,971       | \$ -             |
| \$ 900,000,000   | \$ -        | \$ -578,420,297 | \$ 155,196,157   | \$ 155,196,157      | \$ 155,196,157   |
| \$ -             | \$ -        | \$ -            | \$ 418,200       | \$ 418,200          | \$ 418,200       |
| \$ 397,348,963   | \$ -        | \$ -            | \$ 755,539,183   | \$ 755,539,183      | \$ 755,539,183   |
| \$ 113,941,123   | \$ -        | \$ -            | \$ 113,941,123   | \$ 113,941,123      | \$ 113,941,123   |
| \$ -             | \$ -        | \$ -            | \$ 26,642,678    | \$ 26,642,678       | \$ 26,642,678    |
| \$ 48,604,182    | \$ -        | \$ -            | \$ 13,697,370    | \$ 13,697,370       | \$ 13,697,370    |
| \$ -             | \$ -        | \$ -5,000,000   | \$ 36,100,490    | \$ 36,100,490       | \$ 36,100,490    |
| \$ 115,094,249   | \$ -        | \$ -            | \$ 19,640,631    | \$ 19,640,631       | \$ 19,640,631    |
| \$ 13,569,701    | \$ -        | \$ -            | \$ 13,564,215    | \$ 13,564,215       | \$ 13,564,215    |
| \$ -             | \$ -        | \$ -            | \$ 229,533,232   | \$ 229,533,232      | \$ 229,533,232   |
| \$ 18,789,289    | \$ -        | \$ -            | \$ 9,528,604     | \$ 9,528,604        | \$ 9,528,604     |
| \$ 1,794,853,776 | \$ -        | \$ -            | \$ 1,283,987,100 | \$ 1,283,987,100    | \$ 1,283,987,100 |
| \$ -             | \$ -        | \$ -            | \$ -             | \$ -                | \$ -             |
| \$ -             | \$ -        | \$ -            | \$ -             | \$ -                | \$ -             |
| \$ -             | \$ -        | \$ 5,000,000    | \$ 64,778,078    | \$ 64,778,078       | \$ 64,778,078    |
| \$ 30,000,000    | \$ -        | \$ -            | \$ 85,560,813    | \$ 85,560,813       | \$ 85,560,813    |
| \$ 36,062,608    | \$ -        | \$ -            | \$ 7,424,878     | \$ 7,424,878        | \$ 7,424,878     |

|                  |      |                 |                  |                  |                  |
|------------------|------|-----------------|------------------|------------------|------------------|
| \$ 301,038,765   | \$ - | \$ -            | \$ 141,576,759   | \$ 141,576,759   | \$ 141,576,759   |
| \$ -             | \$ - | \$ -            | \$ -             | \$ -             | \$ -             |
| \$ 316,100,689   | \$ - | \$ -            | \$ 311,060,101   | \$ 311,060,101   | \$ 311,060,101   |
| \$ 260,304,237   | \$ - | \$ -            | \$ 189,688,325   | \$ 189,688,325   | \$ 189,688,325   |
| \$ -             | \$ - | \$ -            | \$ 4,174,689     | \$ 4,174,689     | \$ 4,174,689     |
| \$ -             | \$ - | \$ -            | \$ 2,820,000     | \$ 2,820,000     | \$ 2,820,000     |
| \$ -             | \$ - | \$ -            | \$ -             | \$ -             | \$ -             |
| \$ 15,000,000    | \$ - | \$ -            | \$ 151,999,480   | \$ 151,999,480   | \$ 151,999,480   |
| \$ -             | \$ - | \$ -            | \$ -             | \$ -             | \$ -             |
| \$ -             | \$ - | \$ -            | \$ 877,803       | \$ 877,803       | \$ 877,803       |
| \$ -             | \$ - | \$ -            | \$ -             | \$ -             | \$ -             |
| \$ -             | \$ - | \$ -            | \$ 479,883,988   | \$ 479,883,988   | \$ 479,883,988   |
| \$ -             | \$ - | \$ -            | \$ -             | \$ -             | \$ -             |
| \$ -             | \$ - | \$ -            | \$ 1,666,705,339 | \$ 1,666,705,339 | \$ 1,666,705,339 |
| \$ -             | \$ - | \$ -            | \$ 35,540,900    | \$ 35,540,900    | \$ 35,540,900    |
| \$ 16,517,641    | \$ - | \$ -            | \$ 13,187,385    | \$ 13,187,385    | \$ 13,187,385    |
| \$ -             | \$ - | \$ -            | \$ -             | \$ -             | \$ -             |
| \$ -             | \$ - | \$ -            | \$ 16,933,000    | \$ 16,933,000    | \$ 16,933,000    |
| \$ 206,405,406   | \$ - | \$ -            | \$ 608,104,466   | \$ 608,104,466   | \$ 608,104,466   |
| \$ 190,000,000   | \$ - | \$ -            | \$ 153,277,328   | \$ 153,277,328   | \$ 153,277,328   |
| \$ -             | \$ - | \$ -            | \$ 11,045,365    | \$ 11,045,365    | \$ 11,045,365    |
| \$ 160,000,000   | \$ - | -\$ 160,000,000 | \$ -             | \$ -             | \$ -             |
| \$ -             | \$ - | \$ -            | \$ 140,350,275   | \$ 140,350,275   | \$ 140,350,275   |
| \$ 628,522,908   | \$ - | -\$ 160,500,000 | \$ 706,676,173   | \$ 706,676,173   | \$ 706,676,173   |
| \$ -             | \$ - | \$ -            | \$ 156,405,561   | \$ 156,405,561   | \$ 156,405,561   |
| \$ -             | \$ - | \$ 27,500,000   | \$ 85,703,604    | \$ 85,703,604    | \$ 85,703,604    |
| \$ 2,000,000,000 | \$ - | \$ -            | \$ 894,849,294   | \$ 894,849,294   | \$ 894,849,294   |
| \$ -             | \$ - | \$ -            | \$ -             | \$ -             | \$ -             |
| \$ 1,000,000,000 | \$ - | \$ 10,000,000   | \$ 1,624,100,708 | \$ 1,624,100,708 | \$ 1,624,100,708 |
| \$ 36,760,220    | \$ - | \$ -            | \$ 36,760,219    | \$ 36,760,219    | \$ 36,760,219    |
| \$ 448,322,966   | \$ - | \$ 123,000,000  | \$ 806,681,894   | \$ 806,681,894   | \$ 806,681,894   |
| \$ -             | \$ - | \$ 160,000,000  | \$ 160,000,000   | \$ 160,000,000   | \$ 160,000,000   |
| \$ 726,679,090   | \$ - | -\$ 260,097,801 | \$ 3,707,700,285 | \$ 3,707,700,285 | \$ 3,707,700,285 |
| \$ 754,218,181   | \$ - | \$ -            | \$ 754,218,181   | \$ 754,218,181   | \$ 754,218,181   |
| \$ -             | \$ - | \$ 333,661,744  | \$ 2,478,706,708 | \$ 2,478,706,708 | \$ 2,478,706,708 |
| \$ -             | \$ - | \$ 12,490,408   | \$ 152,985,013   | \$ 152,985,013   | \$ 152,985,013   |
| \$ -             | \$ - | -\$ 239,881,187 | \$ 54,020,971    | \$ 54,020,971    | \$ 54,020,971    |
| \$ -             | \$ - | \$ 73,572,829   | \$ 332,926,612   | \$ 332,926,612   | \$ 332,926,612   |
| \$ 379,824,995   | \$ - | \$ -            | \$ 1,252,203,066 | \$ 1,252,203,066 | \$ 1,252,203,066 |
| \$ -             | \$ - | \$ 18,711,119   | \$ 138,786,600   | \$ 138,786,600   | \$ 138,786,600   |
| \$ -             | \$ - | \$ 124,904,080  | \$ 30,800,950    | \$ 30,800,950    | \$ 30,800,950    |
| \$ -             | \$ - | \$ -            | \$ -             | \$ -             | \$ -             |
| \$ 376,879,496   | \$ - | \$ -            | \$ 777,964,000   | \$ 777,964,000   | \$ 777,964,000   |
| \$ -             | \$ - | \$ 66,099,788   | \$ 290,765,407   | \$ 290,765,407   | \$ 290,765,407   |
| \$ -             | \$ - | \$ 155,741,916  | \$ 660,702,812   | \$ 660,702,812   | \$ 660,702,812   |
| \$ -             | \$ - | \$ 97,669,736   | \$ 759,929,685   | \$ 759,929,685   | \$ 759,929,685   |
| \$ -             | \$ - | \$ 11,863,838   | \$ 47,359,430    | \$ 47,359,430    | \$ 47,359,430    |
| \$ -             | \$ - | \$ 37,388,252   | \$ 206,804,379   | \$ 206,804,379   | \$ 206,804,379   |
| \$ -             | \$ - | \$ 142,013,149  | \$ 697,404,170   | \$ 697,404,170   | \$ 697,404,170   |
| \$ -             | \$ - | \$ 4,282,426    | \$ 58,657,524    | \$ 58,657,524    | \$ 58,657,524    |
| \$ -             | \$ - | \$ -            | \$ 622,040,199   | \$ 622,040,199   | \$ 622,040,199   |
| \$ -             | \$ - | \$ -            | \$ 186,053,198   | \$ 186,053,198   | \$ 186,053,198   |





| TIPO           | RECURSO | RUBRO             |
|----------------|---------|-------------------|
| FUNCIONAMIENTO | PROPIOS | F2111100010010001 |
| FUNCIONAMIENTO | PROPIOS | F2111100020010001 |
| FUNCIONAMIENTO | PROPIOS | F2111100040010001 |
| FUNCIONAMIENTO | PROPIOS | F2111100050010001 |
| FUNCIONAMIENTO | PROPIOS | F2111100060010001 |
| FUNCIONAMIENTO | PROPIOS | F2111100120010001 |
| FUNCIONAMIENTO | PROPIOS | F2111100130010001 |
| FUNCIONAMIENTO | PROPIOS | F2111100140010001 |
| FUNCIONAMIENTO | PROPIOS | F2111110010010001 |
| FUNCIONAMIENTO | PROPIOS | F2111110030010001 |
| FUNCIONAMIENTO | PROPIOS | F2111120010010001 |
| FUNCIONAMIENTO | PROPIOS | F2111120020010001 |
| FUNCIONAMIENTO | PROPIOS | F2111120030010001 |
| FUNCIONAMIENTO | PROPIOS | F2111120040010001 |
| FUNCIONAMIENTO | PROPIOS | F2111130010010001 |
| FUNCIONAMIENTO | PROPIOS | F2121200010010001 |
| FUNCIONAMIENTO | PROPIOS | F2121210020010001 |
| FUNCIONAMIENTO | PROPIOS | F2121210030010001 |
| FUNCIONAMIENTO | PROPIOS | F2121210040010001 |
| FUNCIONAMIENTO | PROPIOS | F2121210060010001 |
| FUNCIONAMIENTO | PROPIOS | F2121210070010001 |
| FUNCIONAMIENTO | PROPIOS | F2121210090010001 |
| FUNCIONAMIENTO | PROPIOS | F2121210100010001 |
| FUNCIONAMIENTO | PROPIOS | F2121210120010001 |
| FUNCIONAMIENTO | PROPIOS | F2121210140010001 |
| FUNCIONAMIENTO | PROPIOS | F2121210150010001 |

|                |                               |                   |
|----------------|-------------------------------|-------------------|
| FUNCIONAMIENTO | PROPIOS                       | F2131310010010001 |
| FUNCIONAMIENTO | PROPIOS                       | F2131310020010001 |
| FUNCIONAMIENTO | SANEAMIENTO DE PASIVOS Y ACRE | F3160010010190006 |
| FUNCIONAMIENTO | FORTALECIMIENTO A LA EDU SUP  | F3160020040200008 |
| FUNCIONAMIENTO | COOPERATIVAS                  | F3160030010200007 |
| FUNCIONAMIENTO | COOPERATIVAS                  | F3160030010200107 |
| FUNCIONAMIENTO | COOPERATIVAS                  | F3160030010200207 |
| INVERSION      | ESTAMPILLA                    | I2300011110180102 |
| INVERSION      | PLANES DE FOMENTO             | I2300011110180105 |
| INVERSION      | PROPIOS                       | I2300011110180201 |
| INVERSION      | PROPIOS                       | I2300011110180301 |
| INVERSION      | ESTAMPILLA                    | I2300011110180302 |
| INVERSION      | PROPIOS                       | I2300011130180101 |
| INVERSION      | PROPIOS                       | I2300011140180101 |
| INVERSION      | ESTAMPILLA                    | I2300011140180102 |
| INVERSION      | PROPIOS                       | I2300011160180101 |
| INVERSION      | ESTAMPILLA                    | I2300011160180102 |
| INVERSION      | PROPIOS                       | I2300011210180101 |
| INVERSION      | PLANES DE FOMENTO             | I2300011210200105 |
| INVERSION      | PROPIOS                       | I2300011220180101 |
| INVERSION      | PLANES DE FOMENTO             | I2300011220200105 |
| INVERSION      | PROPIOS                       | I2300011310180101 |
| INVERSION      | ESTAMPILLA                    | I2300011310180102 |
| INVERSION      | PLANES DE FOMENTO             | I2300011310180105 |
| INVERSION      | PROPIOS                       | I2300011310180201 |
| INVERSION      | ESTAMPILLA                    | I2300011310180202 |
| INVERSION      | PROPIOS                       | I2300011310180301 |
| INVERSION      | ESTAMPILLA                    | I2300011310180302 |
| INVERSION      | PLANES DE FOMENTO             | I2300011310180305 |
| INVERSION      | PROPIOS                       | I2300011310180401 |
| INVERSION      | ESTAMPILLA                    | I2300011310180402 |
| INVERSION      | ESTAMPILLA                    | I2300011310180602 |
| INVERSION      | ESTAMPILLA                    | I2300011310180702 |
| INVERSION      | PROPIOS                       | I2300011310180801 |
| INVERSION      | PROPIOS                       | I2300011310180901 |
| INVERSION      | CREDITO                       | I2300011310200109 |
| INVERSION      | ESTAMPILLA                    | I2300022120180102 |
| INVERSION      | PLANES DE FOMENTO             | I2300022120180105 |
| INVERSION      | ESTAMPILLA                    | I2300022120180202 |
| INVERSION      | PROPIOS                       | I2300022210180101 |

|           |                              |                   |
|-----------|------------------------------|-------------------|
| INVERSION | ESTAMPILLA                   | I2300022210180102 |
| INVERSION | COOFINANCIADO                | I2300022210180204 |
| INVERSION | PROPIOS                      | I2300022230180101 |
| INVERSION | ESTAMPILLA                   | I2300022230180102 |
| INVERSION | PROPIOS                      | I2300022310180101 |
| INVERSION | ESTAMPILLA                   | I2300022310180102 |
| INVERSION | ESTAMPILLA                   | I2300022320180102 |
| INVERSION | PROPIOS                      | I2300022330180101 |
| INVERSION | ESTAMPILLA                   | I2300022330180102 |
| INVERSION | PROPIOS                      | I2300033110180101 |
| INVERSION | PROPIOS                      | I2300033220180101 |
| INVERSION | PROPIOS                      | I2300033230180101 |
| INVERSION | PROPIOS                      | I2300033240180101 |
| INVERSION | ESTAMPILLA                   | I2300033240180102 |
| INVERSION | PROPIOS                      | I2300033250180101 |
| INVERSION | PROPIOS                      | I2300033260180101 |
| INVERSION | ESTAMPILLA                   | I2300044110180102 |
| INVERSION | PROPIOS                      | I2310044130180101 |
| INVERSION | PROPIOS                      | I2310044130180201 |
| INVERSION | FORTALECIMIENTO A LA EDU SUP | I2310044130200108 |
| INVERSION | PROPIOS                      | I2310044210180101 |
| INVERSION | PROPIOS                      | I2310044410180101 |
| INVERSION | PROPIOS                      | I2310044410180201 |
| INVERSION | PROPIOS                      | I2310044410180401 |
| INVERSION | PROPIOS                      | I2310044410180801 |
| INVERSION | PLANES DE FOMENTO            | I2310044410200105 |
| INVERSION | PROPIOS                      | I2310044420180101 |
| INVERSION | PROPIOS                      | I2310044430180101 |
| INVERSION | ESTAMPILLA                   | I2310044430180102 |
| INVERSION | PROPIOS                      | I2310044510180101 |
| INVERSION | FORTALECIMIENTO A LA EDU SUP | I2310044510200108 |
| INVERSION | PROPIOS                      | I2313120010020001 |
| INVERSION | FORTALECIMIENTO A LA EDU SUP | I2313120010020008 |
| INVERSION | PROPIOS                      | I2313120020020001 |
| INVERSION | PROPIOS                      | I2313120040020001 |
| INVERSION | PROPIOS                      | I2313120050020001 |
| INVERSION | PROPIOS                      | I2313120060020001 |
| INVERSION | ESTAMPILLA                   | I2313120100020002 |
| INVERSION | PROPIOS                      | I2313120110020001 |



|                      |         |                   |
|----------------------|---------|-------------------|
| INVERSION            | PROPIOS | I2313120120020001 |
| INVERSION            | PROPIOS | I2313120130020001 |
| INVERSION            | PROPIOS | I2313120140020001 |
| INVERSION            | PROPIOS | I2313130010020001 |
| INVERSION            | PROPIOS | I2313130020020001 |
| INVERSION            | PROPIOS | I2313130030020001 |
| INVERSION            | PROPIOS | I2313130040020001 |
| INVERSION            | PROPIOS | I2313140010020001 |
| INVERSION            | PROPIOS | I2313150010020001 |
| INVERSION            | PROPIOS | I2313150020020001 |
| SERVICIOS A LA DEUDA | PROPIOS | S2212100010010001 |
| SERVICIOS A LA DEUDA | PROPIOS | S2222200020010001 |

| DESCRIPCION  | APROPIACIÓN INICIAL | ADICIÓN | REDUCCIÓN |
|--|---------------------|---------|-----------|
| SUELDOS Y VACACIONES ADTIVOS                       | \$ 5,559,456,121.00 | 0       | 0         |
| HORAS EXTRAS Y RECARGOS                            | \$ 2,500,000.00     | 0       | 0         |
| PRIMA DE VACACIONES                                | \$ 236,576,432.00   | 0       | 0         |
| PRIMA DE NAVIDAD                                   | \$ 491,351,051.00   | 0       | 0         |
| PRIMA DE SERVICIOS                                 | \$ 232,026,885.00   | 0       | 0         |
| BONIFICACION POR SERVICIOS PRESTADOS               | \$ 159,234,137.00   | 0       | 0         |
| BONIFICACION ESPECIAL DE RECREACION                | \$ 30,330,312.00    | 0       | 0         |
| PRIMA DE ANTIGUEDAD                                | \$ 67,072,485.00    | 0       | 0         |
| HONORARIOS Y SERVICIOS                             | \$ 310,964,693.00   | 0       | 0         |
| SENTENCIAS Y CONCILIACIONES                        | \$ 245,000,000.00   | 0       | 0         |
| CAJA DE COMPENSACION FAMILIAR                      | \$ 224,378,245.00   | 0       | 0         |
| APORTES A E.P.S                                    | \$ 470,053,770.00   | 0       | 0         |
| APORTES A PENSION                                  | \$ 666,210,924.00   | 0       | 0         |
| A.R.L.   | \$ 33,498,361.00    | 0       | 0         |
| APORTES AL ICBF                                    | \$ 167,149,864.00   | 0       | 0         |
| MATERIALES Y SUMINISTROS                           | \$ 252,177,392.00   | 0       | 0         |
| VIATICOS, GASTOS DE VIAJE                          | \$ 30,000,000.00    | 0       | 0         |
| MANTENIMIENTO, REPARACIONES Y EQUIPOS              | \$ 66,903,172.00    | 0       | 0         |
| IMPRESOS, PUBLICACIONES, AFILIACIONES Y MEMBRECIAS | \$ 3,000,000.00     | 0       | 0         |
| SERVICIOS PÚBLICOS                                 | \$ 196,859,000.00   | 0       | 0         |
| COMUNICACIONES Y TRANSPORTE                        | \$ 6,000,000.00     | 0       | 0         |
| SERVICIO DE ASEO                                   | \$ 248,900,580.00   | 0       | 0         |
| SERVICIO DE VIGILANCIA                             | \$ 564,990,462.00   | 0       | 0         |
| IMPUESTOS, TASAS, CONTRIBUCIONES Y MULTAS          | \$ 6,031,425.00     | 0       | 0         |
| GASTOS FINANCIEROS                                 | \$ 50,000,000.00    | 0       | 0         |
| OTROS GASTOS GENERALES                             | \$ 20,000,000.00    | 0       | 0         |

|  |                     |            |   |
|--|---------------------|------------|---|
| CESANTÍAS DEFINITIVAS  | \$ 507,214,704.00   | 0          | 0 |
| INTERESES A LAS CESANTÍAS  | \$ 54,594,561.00    | 0          | 0 |
| SERVICIOS PERSONALES DE NOMINA (SANEAMIENTO DE PASIVOS)                                    | \$ -                | 1135578456 | 0 |
| MATERIALES Y SUMINISTROS   | \$ -                | 300000000  | 0 |
| ACTUALIZACION DEL RECURSO TECNOLOGICO  | \$ -                | 228000000  | 0 |
| FORTALECIMIENTO DEL PROGRAMA DE PERMANENCIA  | \$ -                | 518079023  | 0 |
| FORTALECIMIENTO DE LOS SISTEMAS DE INFORMACION   | \$ -                | 0          | 0 |
| Cualificacion docente  | \$ 48,000,000.00    | 63213651   | 0 |
| PLAN INTEGRAL DE FORMACION DOCENTE   | \$ -                | 38217440   | 0 |
| Eventos academicos   | \$ 44,609,629.00    | 0          | 0 |
| Membresias y asistencia a eventos de redes   | \$ 28,000,000.00    | 0          | 0 |
| Membresias y asistencia a eventos de redes   | \$ -                | 34575376   | 0 |
| Internacionalizacion en casa   | \$ 100,827,684.00   | 0          | 0 |
| Fondo de movilidad internacional   | \$ 34,456,406.00    | 0          | 0 |
| Fondo de movilidad internacional   | \$ -                | 83583600   | 0 |
| ASEGURAMIENTO DE LA CALIDAD  | \$ 80,000,000.00    | 0          | 0 |
| ASEGURAMIENTO DE LA CALIDAD  | \$ -                | 34671789   | 0 |
| Ampliacion de la oferta academica  | \$ 31,200,000.00    | 0          | 0 |
| DISEÑO NUEVA OFERTA ACADEMICA  | \$ -                | 32960052   | 0 |
| DIGITALIZACION DE CONTENIDOS DE FORMACION  | \$ 74,880,000.00    | 900000000  | 0 |
| DIGITALIZACION DE CONTENIDOS DE FORMACION  | \$ -                | 1080000000 | 0 |
| FORTALECIMIENTO DEL PROGRAMA DE PERMANENCIA  | \$ 396,568,546.00   | 0          | 0 |
| FORTALECIMIENTO DEL PROGRAMA DE PERMANENCIA  | \$ 905,884,883.00   | 397348963  | 0 |
| FORTALECIMIENTO DEL PROGRAMA DE PERMANENCIA  | \$ -                | 113941123  | 0 |
| Actividades de promocion y prevencion  | \$ 216,836,360.00   | 0          | 0 |
| Actividades de promocion y prevencion  | \$ -                | 48604182   | 0 |
| Actividades de fomento artistico y cultural  | \$ 382,239,820.00   | 0          | 0 |
| Actividades de fomento artistico y cultural  | \$ -                | 115094249  | 0 |
| DOTACION DE INSTRUMENTOS, VESTUARIO Y MAQUINARIA PARA SERVICIOS DE BIENESTAR UNIVERSITARIO | \$ -                | 13569701   | 0 |
| Actividades deportivas y recreativas   | \$ 424,215,350.00   | 0          | 0 |
| Actividades deportivas y recreativas   | \$ -                | 18789289   | 0 |
| Programa de cobertura  | \$ 1,380,567,107.00 | 1794853776 | 0 |
| Actividades de Equidad   | \$ 60,512,092.00    | 0          | 0 |
| DEVOLUCION DE MATRICULAS   | \$ 7,000,000.00     | 0          | 0 |
| SEGURO ESTUDIANTL  | \$ 74,160,000.00    | 0          | 0 |
| FORTALECIMIENTO DEL PROGRAMA DE PERMANENCIA  | \$ -                | 17409140   | 0 |
| APOYO AL PROCESO DE FORMACION DE INVESTIGADORES  | \$ 99,272,425.00    | 30000000   | 0 |
| PLANES DE FORMACION Y PROMOCION EN INVESTIGACION   | \$ -                | 36062608   | 0 |
| RENOVACION BASES DE DATOS DE INDEXACION CIENTIFICA   | \$ -                | 301038765  | 0 |
| Generacion de nuevo conocimiento por parte de los grupos de investigacion                  | \$ 64,937,290.00    | 0          | 0 |

|   |                     |            |   |
|---|---------------------|------------|---|
| Generacion de nuevo conocimiento por parte de los grupos de investigacion                           | \$ 383,110,638.00   | 316100689  | 0 |
| GENERACION DE NUEVO CONOCIMIENTO POR PARTE DE LOS GRUPOS DE INVESTIGACION                           | \$ -                | 260304237  | 0 |
| Internacionalizacion de la investigacion  | \$ 72,459,200.00    | 0          | 0 |
| Internacionalizacion de la investigacion  | \$ 70,000,000.00    | 0          | 0 |
| POSICIONAMIENTO DEL FONDO EDITORIAL INSTITUCIONAL COMO AGENTE DE LA CULTURA Y LA CIENCIA            | \$ 370,420,542.00   | 0          | 0 |
| POSICIONAMIENTO DEL FONDO EDITORIAL INSTITUCIONAL COMO AGENTE DE LA CULTURA Y LA CIENCIA            | \$ 207,641,705.00   | 15000000   | 0 |
| PROMOCION DE LA GENERACION DE PRODUCTOS DE CIENCIA, TECNOLOGIA E INNOVACION                         | \$ 19,562,400.00    | 0          | 0 |
| Promocion de la circulacion del conocimiento  | \$ 13,928,800.00    | 0          | 0 |
| Promocion de la circulacion del conocimiento  | \$ 94,772,000.00    | 0          | 0 |
| Fortalecimiento de la educacion continua  | \$ 543,955,000.00   | 0          | 0 |
| Promocion de los servicios asistenciales  | \$ 19,524,772.00    | 0          | 0 |
| GESTION DEL MODELO DE RELACIONAMIENTO INSTITUCIONAL PARA LA PROYECCION SOCIAL                       | \$ 1,913,311,145.00 | 0          | 0 |
| Gestion de la internacionalizacion  | \$ 86,027,440.00    | 0          | 0 |
| Gestion de la internacionalizacion  | \$ -                | 16517641   | 0 |
| Gestion emprendedora y empresarial  | \$ 79,410,300.00    | 0          | 0 |
| GESTION DE LAS RELACIONES CON LOS EGRESADOS   | \$ 72,559,735.00    | 0          | 0 |
| Gestion de servicios de biblioteca  | \$ 460,189,036.00   | 206405406  | 0 |
| Fortalecimiento de la marca IUE como elemento corporativo   | \$ 332,800,000.00   | 190000000  | 0 |
| FORTALECIMIENTO DE LABORATORIOS   | \$ 51,202,797.00    | 0          | 0 |
| FORTALECIMIENTO DEL SISTEMA DE GESTION DOCUMENTAL   | \$ -                | 160000000  | 0 |
| Programa de bienestar social laboral y sistema de estímulos e incentivos para los funcionarios publ | \$ 379,057,967.00   | 0          | 0 |
| Mejora y acondicionamiento de infraestructura fisica  | \$ 514,741,003.00   | 628522908  | 0 |
| SERVICIOS PUBLICOS  | \$ 176,859,000.00   | 0          | 0 |
| SEGUROS GENERALES   | \$ 75,000,000.00    | 0          | 0 |
| CONSTRUCCION BLOQUE POSGRADOS, BIBLIOTECA, CENTRO DE INVESTIGACIONES Y CONSULTORIA                  | \$ -                | 200000000  | 0 |
| MEJORA Y ACONDICIONAMIENTO DE INFRAESTRUCTURA FISICA  | \$ -                | 795000000  | 0 |
| Plan integral de manejo ambiental   | \$ 30,000,000.00    | 0          | 0 |
| Actualizacion del recurso tecnologico   | \$ 777,831,522.00   | 1000000000 | 0 |
| Actualizacion del recurso tecnologico   | \$ -                | 36760220   | 0 |
| FORTALECIMIENTO DE LOS SISTEMAS DE INFORMACION  | \$ 237,000,000.00   | 448322966  | 0 |
| FORTALECIMIENTOS DE LOS SISTEMAS DE INFORMACION   | \$ -                | 0          | 0 |
| SUELDOS Y VACACIONES DOCENTES DE PLANTA Y OCASIONALES   | \$ 3,241,118,996.00 | 726679090  | 0 |
| SUELDOS Y VACACIONES DOCENTES DE PLANTA Y OCASIONALES   | \$ -                | 754218181  | 0 |
| SUELDOS Y VACACIONES DOCENTES CÁTEDRA   | \$ 2,145,044,964.00 | 0          | 0 |
| PRIMA DE VACACIONES   | \$ 276,760,605.00   | 0          | 0 |
| PRIMA DE NAVIDAD  | \$ 359,338,917.00   | 0          | 0 |
| PRIMA DE SERVICIOS  | \$ 259,353,783.00   | 0          | 0 |
| NÓMINA DOCENTES   | \$ 872,378,071.00   | 379824995  | 0 |
| BONIFICACION POR SERVICIOS PRESTADOS  | \$ 120,075,481.00   | 0          | 0 |

|  |                      |                      |   |
|--|----------------------|----------------------|---|
| BONIFICACION ESPECIAL DE RECREACION                      | \$ 22,871,521.00     | 0                    | 0 |
| PRIMA DE ANTIGUEDAD                                      | \$ 30,028,641.00     | 0                    | 0 |
| POSGRADOS  | \$ 774,233,433.00    | 376879496            | 0 |
| CAJA DE COMPENSACION FAMILIAR                            | \$ 247,128,845.00    | 0                    | 0 |
| APORTES A E.P.S - DOCENTES                               | \$ 546,068,753.00    | 0                    | 0 |
| APORTES A PENSIÓN - DOCENTES                             | \$ 749,055,517.00    | 0                    | 0 |
| A.R.L.   | \$ 39,645,033.00     | 0                    | 0 |
| APORTES AL ICBF - DOCENTES                               | \$ 186,263,619.00    | 0                    | 0 |
| CESANTÍAS DEFINITIVAS - DOCENTES                         | \$ 555,391,021.00    | 0                    | 0 |
| INTERESES A LAS CESANTÍAS - DOCENTES                     | \$ 63,330,763.00     | 0                    | 0 |
| ENTIDADES FINANCIERAS                                    | \$ 678,590,263.00    | 0                    | 0 |
| INTERESES DE DEUDA Y OTROS GASTOS DE SERVICIO A LA DEUDA | \$ 461,594,737.00    | 0                    | 0 |
|  | \$ 33,966,280,133.00 | \$ 15,646,127,012.00 |   |

| TRASLADO   | CERTIFICADO | REGISTRO    | EJECUCIÓN   |
|------------|-------------|-------------|-------------|
| 0          | 5478485666  | 5478485666  | 5478485666  |
| 0          | 636825      | 636825      | 636825      |
| 2405015    | 238981447   | 238981447   | 238981447   |
| -218657752 | 23353660    | 23353660    | 23353660    |
| 0          | 228671344   | 228671344   | 228671344   |
| 0          | 147310054   | 147310054   | 147310054   |
| 0          | 30242210    | 30242210    | 30242210    |
| 0          | 44832581    | 44832581    | 44832581    |
| 7067866    | 315812743   | 315812743   | 315812743   |
| 0          | 0           | 0           | 0           |
| 31694590   | 256072835   | 256072835   | 256072835   |
| 67351004   | 537404774   | 537404774   | 537404774   |
| 95083771   | 759872672   | 759872672   | 759872672   |
| 4136144    | 37577221    | 37577221    | 37577221    |
| 17987228   | 185137092   | 185137092   | 185137092   |
| 0          | 217868741   | 217868741   | 217868741   |
| -7067866   | 3677238     | 3677238     | 3677238     |
| 0          | 42131606    | 42131606    | 42131606    |
| 0          | 3000000     | 3000000     | 3000000     |
| 0          | 169812282   | 169812282   | 169812282   |
| 0          | 2922225     | 2922225     | 2922225     |
| 0          | 124200000   | 124200000   | 124200000   |
| 0          | 431918485   | 431918485   | 431918485   |
| 0          | 3529823     | 3529823     | 3529823     |
| 14187616   | 51889872.05 | 51889872.05 | 51889872.05 |
| -14187616  | 5812184     | 5812184     | 5812184     |

|            |            |            |            |
|------------|------------|------------|------------|
| -821718    | 470616517  | 470616517  | 470616517  |
| 821718     | 55416279   | 55416279   | 55416279   |
| 0          | 1135578456 | 1135578456 | 1135578456 |
| 0          | 93592978   | 93592978   | 93592978   |
| -130000000 | 73424246   | 73424246   | 73424246   |
| 0          | 107574673  | 107574673  | 107574673  |
| 130000000  | 130000000  | 130000000  | 130000000  |
| 0          | 0          | 0          | 0          |
| 0          | 29609312   | 29609312   | 29609312   |
| 0          | 31609629   | 31609629   | 25748800   |
| 0          | 25690045   | 25690045   | 25690045   |
| 0          | 16168913   | 16168913   | 16168913   |
| 0          | 21099999   | 21099999   | 21099999   |
| 0          | 0          | 0          | 0          |
| 0          | 0          | 0          | 0          |
| 0          | 61339353   | 61339353   | 61339353   |
| 0          | 34671789   | 34671789   | 34671789   |
| 0          | 19687971   | 19687971   | 0          |
| 0          | 0          | 0          | 0          |
| -578420297 | 155196157  | 155196157  | 155196157  |
| 0          | 0          | 0          | 0          |
| 0          | 418200     | 418200     | 418200     |
| 0          | 755539183  | 755539183  | 755539183  |
| 0          | 113941123  | 113941123  | 113941123  |
| 0          | 26642678   | 26642678   | 26642678   |
| 0          | 13697370   | 13697370   | 13697370   |
| -5000000   | 36100490   | 36100490   | 36100490   |
| 0          | 19640631   | 19640631   | 19640631   |
| 0          | 13564215   | 13564215   | 13564215   |
| 0          | 229533232  | 229533232  | 229533232  |
| 0          | 9528604    | 9528604    | 9528604    |
| 0          | 1283987100 | 1283987100 | 1283987100 |
| 0          | 0          | 0          | 0          |
| 0          | 0          | 0          | 0          |
| 5000000    | 64778078   | 64778078   | 64778078   |
| 0          | 0          | 0          | 0          |
| 0          | 85560813   | 85560813   | 85560813   |
| 0          | 7424878    | 7424878    | 7424878    |
| 0          | 141576759  | 141576759  | 141576759  |
| 0          | 0          | 0          | 0          |

|            |            |            |            |
|------------|------------|------------|------------|
| 0          | 311060101  | 311060101  | 311060101  |
| 0          | 189688325  | 189688325  | 189688325  |
| 0          | 4174689    | 4174689    | 4174689    |
| 0          | 2820000    | 2820000    | 2820000    |
| 0          | 0          | 0          | 0          |
| 0          | 151999480  | 151999480  | 151999480  |
| 0          | 0          | 0          | 0          |
| 0          | 877803     | 877803     | 877803     |
| 0          | 0          | 0          | 0          |
| 0          | 479883988  | 479883988  | 479883988  |
| 0          | 0          | 0          | 0          |
| 0          | 1666705339 | 1666705339 | 1666705339 |
| 0          | 35540900   | 35540900   | 35540900   |
| 0          | 13187385   | 13187385   | 13187385   |
| 0          | 0          | 0          | 0          |
| 0          | 16933000   | 16933000   | 16933000   |
| 0          | 608104466  | 608104466  | 608104466  |
| 0          | 153277328  | 153277328  | 153277328  |
| 0          | 11045365   | 11045365   | 11045365   |
| -160000000 | 0          | 0          | 0          |
| 0          | 140350275  | 140350275  | 140350275  |
| -160500000 | 706676173  | 706676173  | 706676173  |
| 0          | 156405561  | 156405561  | 156405561  |
| 27500000   | 85703604   | 85703604   | 85703604   |
| 0          | 894849294  | 894849294  | 894849294  |
| 0          | 0          | 0          | 0          |
| 0          | 0          | 0          | 0          |
| 10000000   | 1624100708 | 1624100708 | 1624100708 |
| 0          | 36760219   | 36760219   | 36760219   |
| 123000000  | 806681894  | 806681894  | 806681894  |
| 160000000  | 160000000  | 160000000  | 160000000  |
| -260097801 | 3707700285 | 3707700285 | 3707700285 |
| 0          | 754218181  | 754218181  | 754218181  |
| 333661744  | 2478706708 | 2478706708 | 2478706708 |
| 12490408   | 152985013  | 152985013  | 152985013  |
| -239881187 | 54020971   | 54020971   | 54020971   |
| 73572829   | 332926612  | 332926612  | 332926612  |
| 0          | 1252203066 | 1252203066 | 1252203066 |
| 18711119   | 138786600  | 138786600  | 138786600  |



|           |           |           |           |
|-----------|-----------|-----------|-----------|
| 124904080 | 30800950  | 30800950  | 30800950  |
| 0         | 0         | 0         | 0         |
| 0         | 777964000 | 777964000 | 777964000 |
| 66099788  | 290765407 | 290765407 | 290765407 |
| 155741916 | 660702812 | 660702812 | 660702812 |
| 97669736  | 759929685 | 759929685 | 759929685 |
| 11863838  | 47359430  | 47359430  | 47359430  |
| 37388252  | 206804379 | 206804379 | 206804379 |
| 142013149 | 697404170 | 697404170 | 697404170 |
| 4282426   | 58657524  | 58657524  | 58657524  |
| 0         | 622040199 | 622040199 | 622040199 |
| 0         | 186053198 | 186053198 | 186053198 |